

BASECAMP®



 **AIRSTREAM®**

About **AIRSTREAM®**

Exacting craftsmanship. Uncompromising attention to detail. Limitless inspiration for adventure.

There is no denying that Airstream is the world's most iconic travel trailer for a reason. Durable, reliable, and built upon nearly 90 years of innovation, Airstream travel trailers helped write the American travel story. We've crisscrossed the globe, parked at the foot of the Pyramids, explored the National Parks, and camped for the weekend down the road.

Proudly built by hand in Jackson Center, Ohio, USA by hundreds of talented craftspeople, each Airstream travel trailer takes approximately 350 hours to build. Form and function are tightly woven into every thoughtfully-planned inch, and every design is carefully considered. The result is a travel trailer that will last a lifetime – or more.

While we manufacture every Airstream from the wheels up, we like to say that we don't actually build travel trailers. Instead, we build someone's retirement, their well-deserved vacation, or their retreat from a hectic day.

In other words: Airstream builds dreams come true.



Learn how Airstreams are built to last.



See more Basecamp photos online.



About Basecamp

Basecamp is an outdoor adventurer's dream. It's rugged enough to get you as far off the beaten path as you want to go and comfortable enough to keep you there for as long as you want to stay. Economically designed to meet all your getaway needs, Basecamp is equipped with high-end features, an on-board restroom, and living space that converts to a bed. So whether you're camping, hiking, biking, kayaking, or all of the above, Basecamp is ready to turn your next fun adventure into the best one yet.



1 Rear Hatch

From kayaks to bicycles to fishing gear and more, Basecamp's design provides plenty of room to load and unload large gear through the 26" x 46" rear hatch.

2 More Gear

Inside, you have 126" of available cargo depth from the hatch to the galley cabinets without any obstructions in your way.



3 Pop-up Charging

Two pop-up charging stations in the kitchen have USB ports and 110V outlets so you can charge all your devices.

4 Kitchen Sink

A tempered glass cover folds down over the sink for more working space and keeps things clean and tidy while not in use.

5 Two-burner Gas Stove

Whip up a hearty meal to refuel after the day's activities. Like the sink, a tempered glass cover closes for more work space.

6 Microwave & Fridge

There's a fully electric refrigerator and optional microwave, as well as storage spaces for dishes, groceries, and spices.

7 Bench Storage

The table legs have a dedicated space inside the bench, and there's still plenty of room for luggage, gear, and anything you need to stash away.

8 Door Screens

The main door features a sliding screen, while the rear hatch has a removable, roll-down screen to let you enjoy the fresh air without all the bugs.





EXPLORE EXTREME LOCATIONS

Basecamp stays true to the roots of Airstream founder Wally Byam's Credo, which aims "To provide a more satisfying, meaningful way of travel that offers complete independence." With a base weight of just 2,585 pounds and maximum trailer capacity (GVWR) of 3,500 pounds, Basecamp is towable with

a variety of small and mid-sized SUVs and Crossovers. Equipped with every necessity and many luxuries in one organized, uncomplicated design package, the nimble Basecamp makes remote locations even more accessible. So go ahead: Set your GPS, load your gear and hit the road. It's just that easy with Basecamp.

Looking for road trip inspiration? Get our Driving Across America guide.



1 Full Wet Bath
The bathroom houses the shower, sink and toilet all in the same waterproof area.

2 Air Conditioning
When you're setting up camp somewhere hot, the optional air conditioning with two-speed fan will keep you cool.

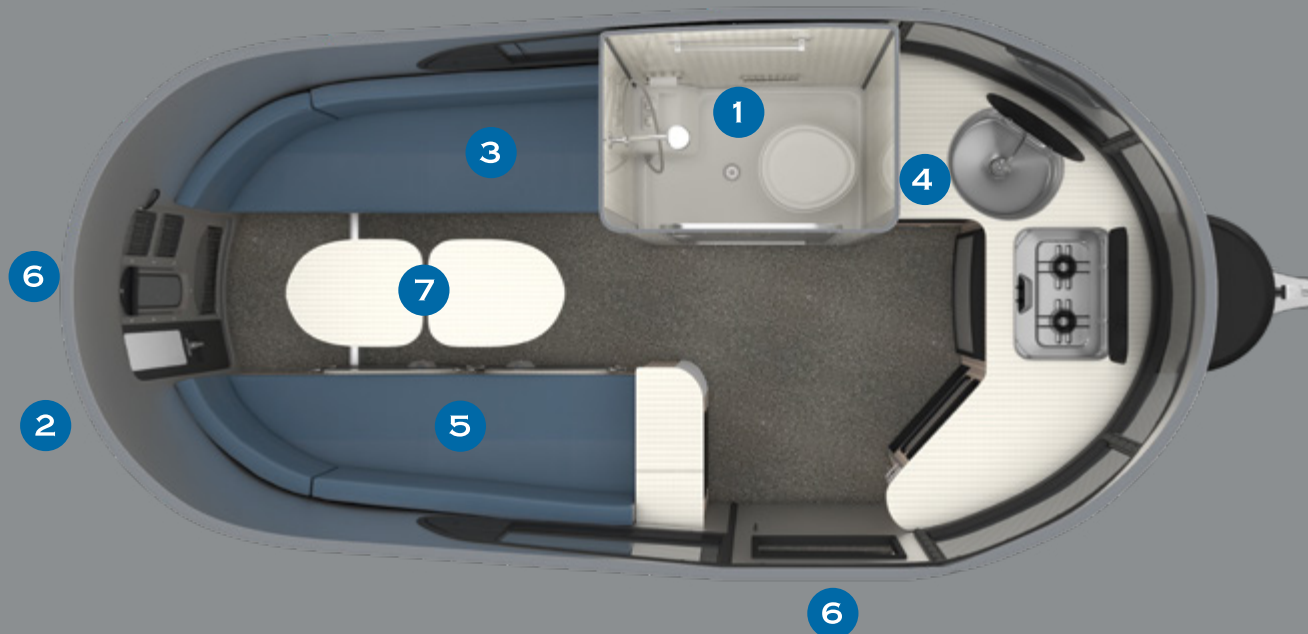
3 Heater & Hot Water
When you're surrounded by snow, the Truma Combi Eco Plus heating system will handle both water and cabin heating with world-class efficiency.

4 12V Tank Heaters
Tank heaters help keep the tanks from freezing in colder conditions when you're not running the furnace. Turn on the furnace and you can turn the tank heaters off. It's a great power-saving combo for off-the-grid camping.

5 Marine Fabric
Basecamp seating is covered in antibacterial, mildew-resistant, stain-resistant, and flame-retardant fabric for lasting durability.

6 Attachable Tents & Visor
Two optional tents attach to the rear hatch and main door. When used together, they give you 120 square feet of extra sleeping, lounging, and storage space. The supplied lightweight visor attaches to the main door for shade.

7 Room for Friends
Two benches and a seat that spans the inside of the rear hatch door make room for five people to lounge, eat, and hang out – as perfect for camping with friends as it is for tailgating.



Read more about Basecamp's features online.



A WHOLE NEW SHAPE

Aerodynamic Body. Panoramic Views.

Basecamp is made of the same riveted aluminum superstructure as our traditional travel trailers, yet it introduces a new shape to the family. Its aerodynamic body and roof profile slip through the air on the open road and help increase fuel efficiency. And the panoramic front windows let you take in the world around you – the whole reason you head out to explore in the first place.

With Purpose. Without Compromise.

Basecamp is designed to be smaller, lighter, and have more ground clearance, and it's a breeze getting into tight spaces. There's more than enough room to take all your gear along with you. The show-stealer is the rear hatch, which lets you load your bike, kayak, paddleboard, and other large gear, easily. No matter where you're headed, Basecamp is ready.

1

Easy to Tow

Basecamp's compact, lightweight design opens up all sorts of possibilities. It's easily towable with a variety of mid-size SUVs.

2

Tow In More Places

The aggressive departure angle and large wheels help you tackle more roads with confidence.

3

Damage Prevention

Rock guards and wheel flares help prevent damage from gravel and debris.

4

3,500 Maximum Capacity

Load the trailer up with all the gear, toys and supplies you need.

Base Weight: 2,585 lbs.

Net Carrying Capacity: 915 lbs.

5

Panoramic Windows

Front windows are protected by three rock guard pieces. Each is built to swing away from windows for easy cleaning.

6

Large Wheels & Tires

Help tackle rougher terrain and cold weather.

7

Pre-wired for Solar

Seamlessly add solar panels and monitor them inside the travel trailer.

8

Heavy Duty Jacks

Stabilizer jacks keep Basecamp level and secure while you move around inside.







Read more about Basecamp's features online.

Converts from Benches to Half or Complete Bed

When you're ready to get some rest, the benches become a bed for two that covers the whole back of the trailer. If you want some sleeping space but also need room to get ready, you can convert only one bench into a bed and leave the other as seating space.

You can keep the aisle open for gear or walking space, or set up two swiveling, easily-stowed tables for working or eating space. Then, when it's time to go to bed, the tables double as support for the cushions when you convert the space into a bed. The setup is flexible enough to let you choose the full or half-bed position, where one bench remains open for storage and seating.



The Basecamp X-Package



You're an adventurer. With the Basecamp X-Package you can get even further off the beaten path – all while enjoying the comforts of home. The Basecamp X-Package adds features and accessories that increase departure angle and durability for more all-terrain use.

- Black shadow wheel design
- Goodyear® Wrangler All-Terrain Tires
- Lift kit that provides three extra inches of clearance
- Solar front window protection
- Stainless steel rock guards



PATIO AWNING

Keep the sun at bay with a patio awning.



FULLY ENCLOSED PATIO OR REAR TENT


Keep the bugs out and the gear close with optional patio and rear tent.





INTERIOR DECOR

Glacier Lake




Bed Conversion



View the Basecamp floor plan on our website [View the Basecamp floor plan on our website](#)



Seating



**Main
Laminate**



**Accent
Laminate**



**Cargo
Bars**





Flooring





INTERIOR DECOR

Red Rock




Bed Conversion



View the Basecamp floor plan on our website [View](#)



Seating



**Main
Laminate**



**Accent
Laminate**



**Cargo
Bars**




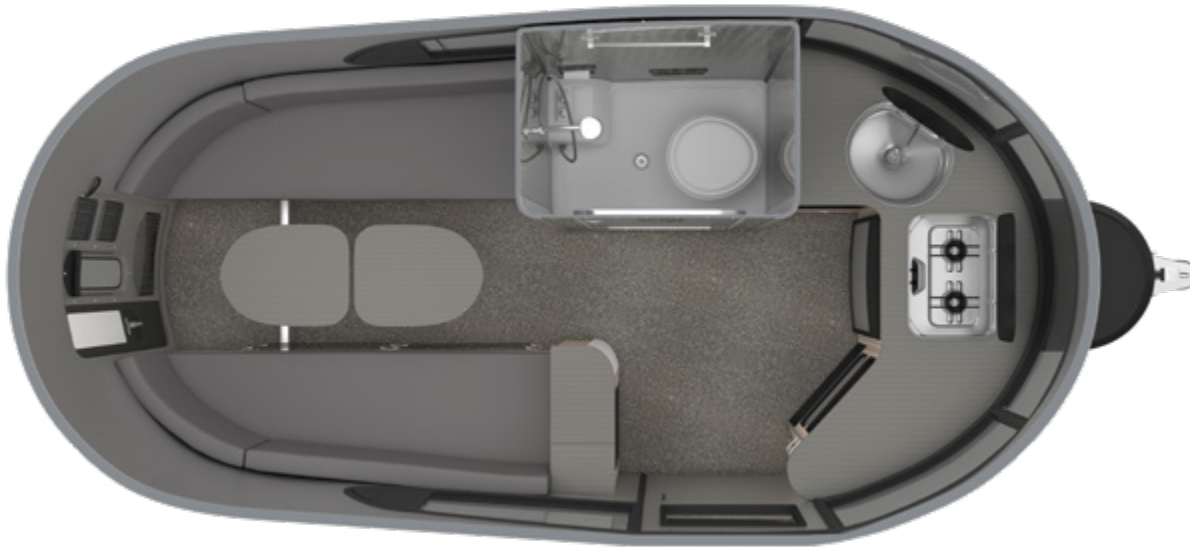
Flooring





INTERIOR DECOR

River Rock



Bed Conversion




View the Basecamp floor plan on our website






Seating



**Main
Laminate**




**Accent
Laminate**



**Cargo
Bars**



Flooring



Basecamp Specifications

	Basecamp	Basecamp X
Exterior Length	16 ft. 3 in.	16 ft. 3 in.
Exterior Width	7 ft.	7 ft.
Interior Width	6 ft. 4.5 in.	6 ft. 4.5 in.
Exterior Height with A/C	8 ft. 8.75 in.	9 ft. 0 in.
Exterior Height without A/C	8 ft. 7.5 in.	8 ft. 10.75 in.
Interior Height with A/C (Entry Area)	6 ft. 3.5 in.	6 ft. 3.5 in.
Hitch Weight (with LP & Batteries)	410	435
Unit Base Weight (with LP & Batteries)	2,585	2,635
Maximum Trailer Capacity (GVWR) (lbs.)	3,500	3,500
Net Carrying Capacity (lbs.)	915	865
Fresh Water Tank (gal.)	22	22
Gray and Black Water Combo Tank (gal.)	29 (Combo)	29 (Combo)
30 AMP Service Single A/C with Heat Strip (9,200 BTU)	OPT	OPT
Truma Combi™ Eco Plus Heating System (14,300 BTU)	STD	STD
3.0 cu. ft. 2-way LP/110v Absorption Refrigerator	STD	STD
3.1 cu. ft. 2-way 12v/110v Highly Efficient Compressor Refrigerator	OPT	OPT
Microwave	OPT	OPT
Interior Windows and Skylights	8	8
Bed Configuration	Half Bed (38" x 76") Half Bed (38" x 76")	Complete Bed (76" x 76") Complete Bed (76" x 76")
Sleeping Capacity (excludes optional tents)	Up to 2	Up to 2

Basecamp X-Package

OPT

3" Lift kit for added ground clearance	STD
Goodyear 235/75R15 Wrangler Tires, Balanced	STD
Stylized Aluminum Wheels	STD
Solar Front Window Protection	STD
Stainless Steel Front Stone Guard Protection	STD

Basecamp Exterior Features

Semi-Monocoque Aluminum Superstructure	STD
Fluorocarbon Treated UV Protected Aluminum Exterior	STD
Thermal Barrier Protection Between Interior and Exterior	STD
Hand Crafted Welded Extruded Aluminum Window Frames	STD
Tempered Tinted Windows w/ Rear Venting Windows	STD
LP (2 – 20 lb. Steel Tanks) with auto 2-stage regulator	STD
Custom Molded Plastic LP Cover w/ Storage Tray	STD
2 Deep Cycle Battery (lead acid) Group 24 with Converter	STD
Exterior LP Low Pressure Gas Grill Connection	STD
3M® Film Front Stone Guard Protection (replaced with 'X Package')	STD
Exterior Shower with Hot & Cold Water	STD
Lockable Fresh Water Tank Inlet	STD
City Water Inlet with Water Pressure Regulator	STD
Hand Painted Chassis	STD
Torsion Axle Suspension	STD
Manual Hitch Jack	STD
2 Heavy Duty Stabilizer Jacks	STD
Goodyear® ST255/55R18 Tires, Balanced (replaced with 'X Package')	STD
Stylized Aluminum Wheels	STD
Nev-R-Adjust® Brakes	STD
Spare Tire	STD
Solar Pre-wire (3 Rooftop & 1 Front Access Points)	STD
180w Solar Package w/ Upgraded AGM Batteries (x2)	OPT
Dedicated Sewer Hose Storage	STD
Custom Aluminum Handcrafted Entry Door with Window	STD
Aluminum Entry Door Handle	STD
Unique Front Door Key w/ Heavy Duty Deadbolt	STD
Steel Entry Step	STD
LED Entrance Light	STD
LED Tank Service Light	STD
Cast Aluminum LED Tail Lights	STD
License Plate Bracket with LED Light	STD
Enclosed Aluminum Insulated Heated Underbelly	STD
12v Tank Heaters (In Addition To Heated Underbelly)	STD
Patio Awning Visor	STD



Explore every Basecamp specification online.

Basecamp Interior Features

Interior Features

Complete Aluminum Interior Walls and Ceiling	STD
Fantastic® Fan	STD
Probeless Tank Monitoring System	STD
EcoBatt™ Insulation	STD
Sliding Screen Front Door and Removable Rear Screen	STD
Panoramic Front Windows with Blackout Shades	STD
Handcrafted Italian Lite-Ply® Laminated Interior Cabinetry	STD
Seamless Vinyl Flooring	STD
LED Interior Lighting	STD
Overhead Storage	STD
Electric/LP Water Heater – Truma Combi™ Eco Plus	STD
Coat & Key Hooks	STD
Tie Down Hooks	STD

Galley, Dinette & Lounge Features

Basecamp Galley, Dinette & Lounge Features	
2 Burner Cooktop (LP Gas)	STD
Laminate Galley Top	STD
Stainless Steel Sink w/ Integrated Cover	STD
2 Movable Laminate Table Tops with Aluminum Pedestals	STD
2 Additional Short Aluminum Pedestals for Bed Conversion	STD
Dedicated Table Storage	STD
Spradling Stain Resistant Indoor/Outdoor Cushions	STD
Convertible Lounge, Storage and Sleeping Accommodations	STD
Flatware Organizer	STD
Blackout Curtain(s)	STD
Pop Up 110v USB and Standard Outlets	STD

Bedroom Features

Cargo LED Light	STD
Under Bed Storage	STD
Blackout Curtain(s)	STD
12v USB Ports	STD
Lockable Storage with USB	STD
Convertible Lounge, Storage & Sleep Accommodations	STD

Bathroom Features

Removable Hand Held Shower Head w/ Shut Off	STD
Toilet	STD
Roof Vent/Fan	STD
Towel Bar/Hooks	STD
Basecamp Shower Caddy	STD
Retractable Clothes Line in Shower	STD

Additional Features & Options

Fully Enclosed Patio Tent (180 in. w x 72 in. d x 93 in. h) – Parts Dept.	OPT
Fully Enclosed Rear Tent (72 in. w x 72 in. d x 82 in. h) – Parts Dept.	OPT
LP Low Pressure Gas Grill Connection	STD
Airstream Logo Entrance Mat	STD
Fire Extinguisher	STD
LP, Smoke & Carbon Monoxide Detectors	STD
Built In Winterization Kit	STD
TRA Certification™ Green: Emerald Status (Highest Rating)	STD
3 Year Airstream Limited Warranty (Transferable)	STD
3 Year 24/7 Coach-Net® Roadside Assistance	STD
A/C Condensation Drain at Ground Level	STD



Explore every Basecamp specification online.



Find your dealer and find your Basecamp.



adventure, inspired by
AIRSTREAM

419 West Pike Street
P.O. Box 629
Jackson Center, OH
45334 USA

937-596-6111
www.airstream.com



Product information, specifications, and photography in this brochure were as accurate as possible at time of printing. Photographs may contain some features that are optional on your vehicle.

Since we continually strive to improve our products, actual products may differ. Prices and specifications are subject to change without notice. All capacities are approximate and dimensions are nominal. Some features or options may be different or unavailable in other countries.

Warning – This information is intended as a guide only. Weights of individual vehicles may vary. Consult your owner's manual for complete loading, weighing, and towing instructions. Do not overload the travel trailer.

AIRSTREAM®, Bambi®, and all related model names, slogans, logos, trade dress, and trademarks are owned or used under license by Airstream, Inc.

All content and images
© Airstream 2019

MKT-000006