



2015 Travel Trailers

Inspiring adventure for more than 80 years.

In 1931, Airstream began with a dream to create lightweight travel trailers that slipped cleanly through the wind. And with it was born another dream, one of new freedoms, new places, new experiences, and new friendships. It was a dream so powerful and so enduring that it did far more than create a new way to travel; it created a way of life shared by thousands upon thousands of families.

This latest fleet of Airstream Travel Trailers continues the tradition of extraordinary design and hand-crafted quality that has made Airstream world famous. Following our founder Wally Byam's credo, "Let's not make changes, let's make only improvements," this fleet offers the latest technology advancements and conveniences in a way that is distinctly Airstream. With travel trailers perfect for everyone from first-timers to seasoned Airstreamers, you're sure to find one ideal for the adventure that awaits you around the next bend!



Bob Wheeler
President & CEO
Airstream, Inc.



Live Riveted

New experiences and possibilities are everywhere. They are found in the opportunity to play the guitar or write a memoir. In the ability to practice yoga on a mountaintop or take a hike with a loved one. They are found in the chance to make a change or keep going.

And when we awaken our venturesome spirit, we come alive. We feel hopeful. We feel Passionate. Engaged. Present...We're Riveted.

Dream. Travel. Explore. Live.



Travel Trailer Fleet At-a-Glance



Lightweight and nimble, the Airstream Sport line sets a new standard for ease of use – perfect for those who want to just hitch-up and go.

Décor Available

- Mocha Blue
- Sharksfin
- Golden Ultraleather™
- Black Ultraleather™

Model No.

16
22FB

GVWR (lbs.)

3,500
4,500

Bambi

Yes
Yes

Sleeps Max.

3
4

Page 6



When you're ready to take a break from the great outdoors, the Flying Cloud invites you inside with the flair of modern design.

- | | | | | |
|--|-----------|-------|-----|---|
| • Mica | 19 | 4,500 | Yes | 4 |
| • Golden Night | 20 | 5,000 | Yes | 4 |
| • Cashew Ultraleather™ with Mica | 23D | 6,000 | | 5 |
| | 23FB | 6,000 | | 4 |
| • Cashew Ultraleather™ with Golden Night | 25 | 7,300 | | 5 |
| | 25FB | 7,300 | | 5 |
| • Black Ultraleather™ with Golden Night | 27FB | 7,600 | | 5 |
| | 28 | 7,600 | | 6 |
| | 30 | 8,800 | | 6 |
| | 30FB Bunk | 8,800 | | 8 |

Page 12



The innovation of Airstream meets the outdoor enthusiasm of Eddie Bauer with a natural color palette and a sport hatch that brings the outdoors in.

- Eddie Bauer

25FB 7,300
27FB 7,800

4
4

Page 20



Bambi denotes our family of single-axle, lightweight, agile travel trailers. All of our single axle trailers, whether Sport, Flying Cloud or International, carry the Bambi name. Its size, agility, and functionality have won the hearts of travelers for over 50 years.



Airstream International redefines upscale and contemporary sleek sophistication.

Décor Available

Model No.

GVWR (lbs.)

Bambi

Sleeps Max.

Signature Series:

- Espresso Ultraleather™
- Oyster Ultraleather™
- Salsa Ultraleather™

Serenity:

- Espresso Ultraleather™
- Oyster Ultraleather™
- Salsa Ultraleather™

19

23D

23FB

25

25FB

27FB

28

30

4,500

6,000

6,000

7,300

7,300

7,600

7,600

8,800

Yes

4

5

4

5

5

5

6

6

Page 26



Forget what you imagined luxury and comfort could be in a travel trailer. The Airstream Classic takes it a step further with styling and features that never force you to compromise.

- Macadamia
- Chestnut

30

10,000

5

Page 38



Celebrating a storied Airstream nameplate, the Land Yacht's contemporary design language incorporates best practice from the world's finest ocean-going craft.

- Mocha
- Polar

28FB

8,200

5

Page 44

GVWR

GVWR is the maximum weight of the trailer, cargo and liquids

FB

Front Bedroom Floorplan

D

Front Dinette Floorplan

Aerodynamics and Ease of Towing

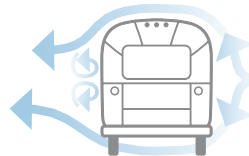
Higher Towing MPG*

The aerodynamic design of Airstream trailers contributes up to a 20% advantage in towing efficiency over standard travel trailers.



Lightweight. Streamlined. Fuel efficient.

One part rocket science, two parts common sense. Airstream founder Wally Byam knew that a rounded, low-profile shape would make towing easier and more stable. And he knew that aluminum would make his trailers as light as possible. The resulting combination has been a symbol of adventure and an icon of the open road for decades. Today that classic design is more current than ever, requiring less fuel and horsepower on your way to adventure. Smart. Fuel efficient. Beautiful. Since 1931.




Superior crosswind deflection and lower center of gravity promote far better stability than other travel trailers.

*Actual mileage may vary due to load, driving style, driving conditions and tow vehicle.

Low Center of Gravity

A uniquely engineered chassis, rubber torsion axle and undermounted holding tanks keep weight below the floor of the trailer, providing a very low center of gravity for greater stability and a smoother ride during towing.



Strong. Stable.

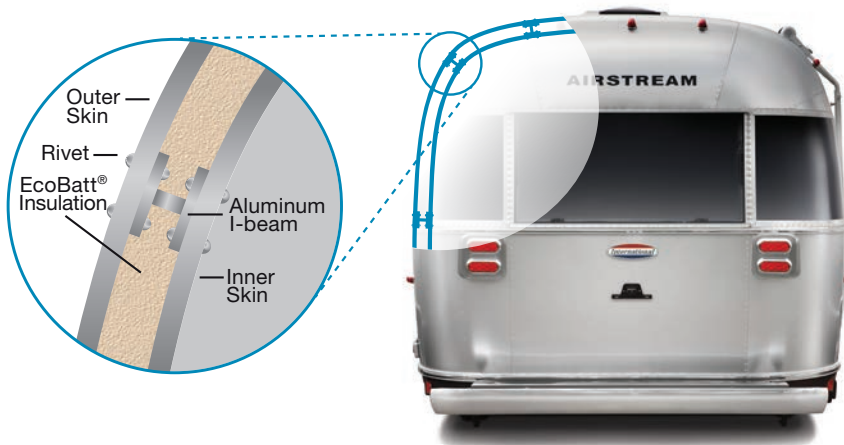
No wonder Airstreams are so admired. Our patented aerodynamic shape and unique chassis and axle design create a very low center of gravity for confident and smooth towing. Every Airstream is hand-built with extreme attention to detail. Every one, a work of art. Every one, a feat of engineering. In our decades of practice, we've put more than 100,000 of these creations on the road.

Durability and Comfort



For our full GREEN story,
go to www.airstream.com.

Semi-monocoque Construction



Lots of Integrity.

Our travel trailers are respected for their superior structural integrity which employs semi-monocoque construction. An aluminum skin is stretched and riveted to the frame, working as an integral part of the structure. Airplanes use the same construction for both light weight and strength.

Quietstream™ Air Conditioning



Quiet as a cloud.

Just when you thought the Airstream was the most streamlined travel trailer available, our team went one step further by adding ducted air conditioning. Sleekly integrated ceiling vents throughout the travel trailer not only add to an already aesthetically pleasing interior, but the reduction in noise is phenomenal – all making your travel experience perfect. Quietstream™ is standard on Flying Cloud, International Signature and Serenity, Eddie Bauer, Land Yacht and Classic models 25 and up.



“In my 16 Sport ‘Coco’, life on the road is amazing. New sights, sounds, people and perspective!”





The Airstream Sport is an ultra-towable, premium compact travel trailer that sets you free to hitch-up and go, without leaving behind the comforts of home. It's spacious yet outstandingly fuel-efficient; lightweight but packed with features including water, shower, lights and range; and easy to tow efficiently with sport utility vehicles.

Combining the single-axle efficiency of a lightweight Bambi trailer with more creature comforts than some travel trailers twice its size, the Sport maximizes space and minimizes waste. So choose the floor plan and styling that best suits you, then...

...take the Sport out and play!

Floorplans: 16 & 22





16 Sport (above) and 22FB Sport (left) allow for spacious dining. Shown in Mocha Blue Décor.



Efficiency is in the Sport's DNA, inside and out. This travel trailer is lightweight for fuel economy in towing, and superbly designed with features that more than earn the label "premium compact." In both 16 and 22, Sport packs a big travel punch – with a maximum of plush comforts and a minimum of wasted space.

Easy to tow and easy to love, the Sport is designed for travelers who want to hitch-up and go!

www.airstream.com



The European-style wet bath combines a shower and toilet into one space-maximizing unit that cleans in a snap.



16 Sport in Sharkskin Décor



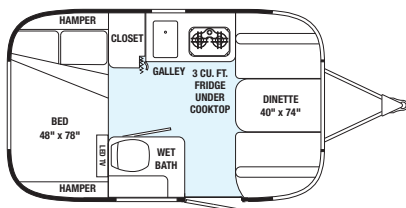
16 Sport in Golden Ultraleather™ Décor



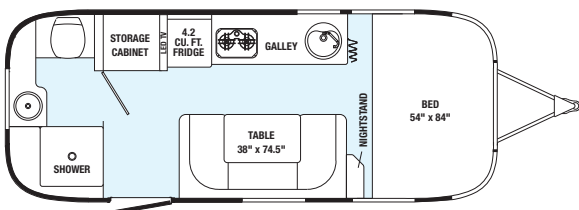
16 Sport in Black Ultraleather™ Décor



16 Sport



16 Sport



22FB Sport

www.airstream.com

Interior Décors

- Mocha Blue
- Sharkskin
- Golden Ultraleather™ Option
- Black Ultraleather™ Option

SPORT SPECIFICATIONS	16	22FB
Exterior Length	16' 4"	21' 8"
Exterior Width	8'	7' 3.25"
Interior Width	7' 7"	6' 11.75"
Exterior Height with A/C	9' 3"	9' 3"
Interior Height with A/C	6' 4.5"	6' 3"
Hitch Weight (w/LP & w/o options, water & cargo) (lbs.)	350	393
Unit Base Weight (w/LP & w/o options, water & cargo) (lbs.)	2,860	3,634
Gross Vehicle Weight Rating (lbs.)	3,500	4,500
Net Carrying Capacity (NCC=GVWR-UBW) (lbs.)	640	866
Fresh Water Tank (gal.)	23	20
Gray Water Tank (gal.)	N/A	24
Combination Black & Gray Tank (gal.)	21	N/A
Water Heater w/electronic ignition (gal.)	6	6
A/C (BTU)	11,000	13,500
Furnace (BTU)	12,000	12,000
LP (2 - 20 lb. steel tanks)	40	40
Deep Cycle Battery (lead acid) Group 24	1	1
Sleeping Capacity	2-3	2-4

Please see the Glossary on the inside back cover for additional explanation and visit Airstream.com to find your nearest Airstream dealer.



Axle



GVWR
3,500 - 4,500 lbs.



Length
16'4" - 21'8"



Sleeps



“We just purchased our first Airstream and love it. These two people are ready for one big adventure!”





The Flying Cloud line has been one of the most popular Airstream travel trailers for decades, and with good reason. These practical, efficient trailers are designed to move effortlessly from place to place, keeping you cushioned in comfort with advanced storage solutions and an abundance of floor plans that work beautifully for families, long-term travelers, or weekend wanderers.

Count on the Airstream Flying Cloud to last far longer than its boxy competitors, all while enjoying less of an impact at the pump and better stability on the road. Inside, there's a place for everything and everything is in its place, from streamlined cabinetry to sleek fabrics and clever fixtures.

Choose your floor plan, choose your style, and then choose your destination.

Floorplans: 19 thru 30





19 Flying Cloud in Golden Night Décor



Bunks? Dinette? Extra built-in storage? Whatever makes your life on the road a pleasure, and whatever lengths we need to go to – from 19 thru 30 – there's a Flying Cloud model just right for you.

Functional and flexible, lightweight and liberating, rugged and reliable – the Flying Cloud goes above and beyond to make you feel at home on the road.

The Flying Cloud offers oodles of options to fit your personal traveling style.



www.airstream.com

28 Flying Cloud in Golden Night Décor available with Black or Cashew Ultraleather™



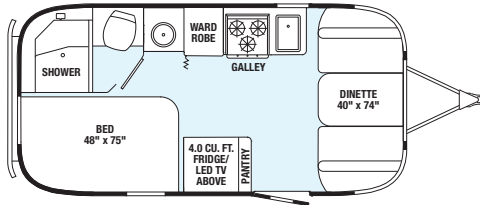
27 Flying Cloud in Mica Décor with Cashew Ultraleather™



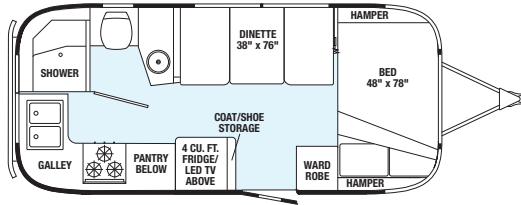
www.airstream.com



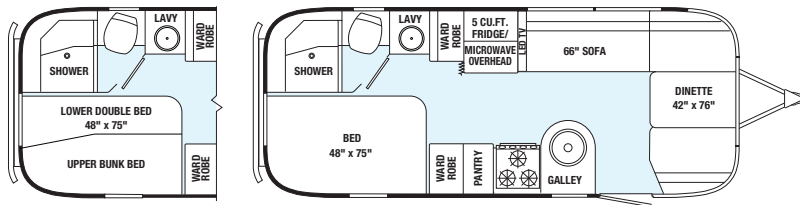
19 Flying Cloud in Mica Décor



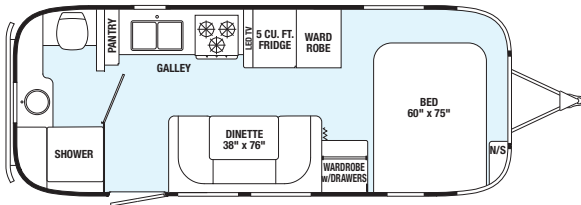
19 Flying Cloud



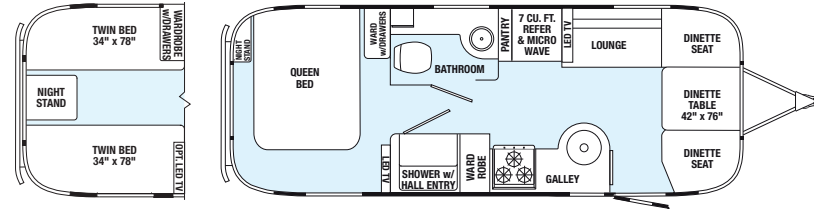
20 Flying Cloud



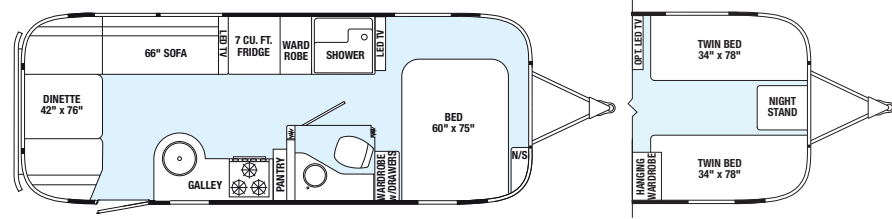
23D Flying Cloud



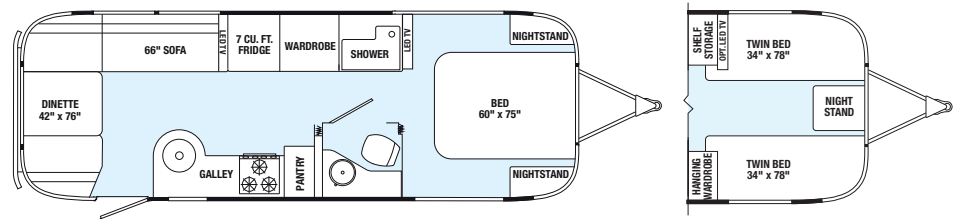
23FB Flying Cloud



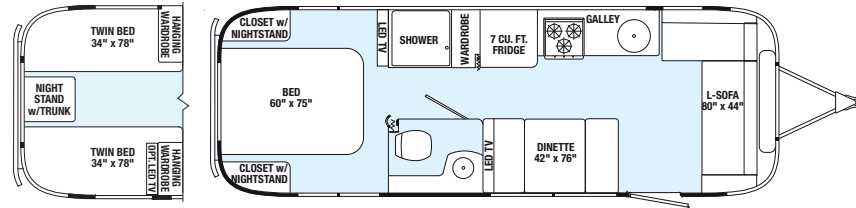
25 Flying Cloud



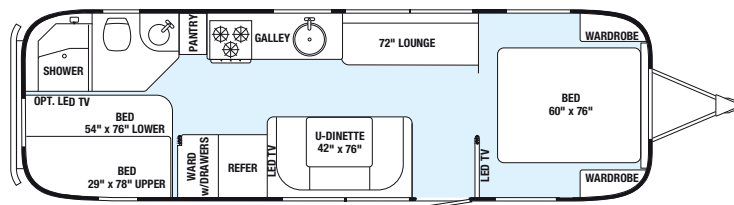
25FB Flying Cloud



27FB Flying Cloud



28 Flying Cloud



30FB Bunk Flying Cloud

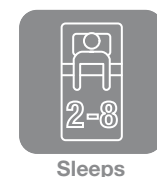
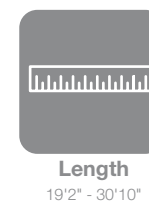
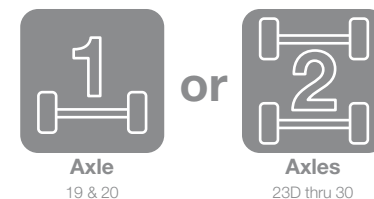
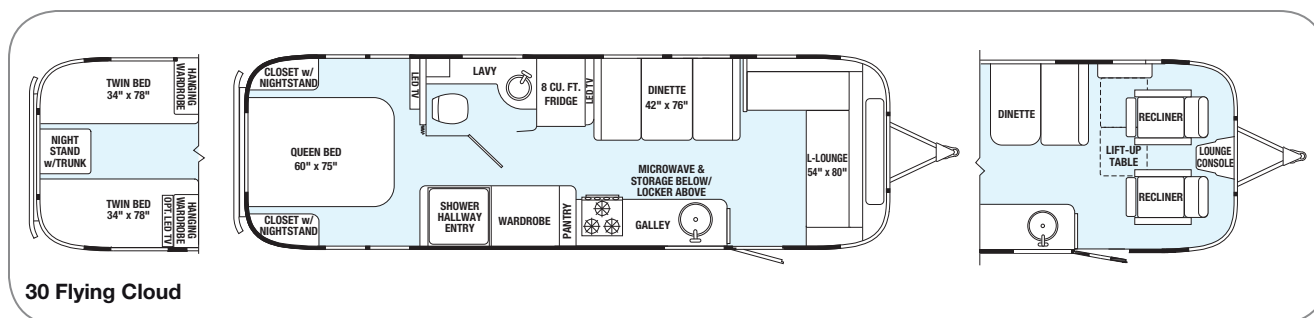
FLYING CLOUD SPECIFICATIONS	19	20	23D	23FB	25	25FB	27FB	28	30 Bunk	30
Exterior Length	19' 2"	20' 10"	23'	23' 9"	25' 11"	25' 11"	28'	27' 11"	30' 10"	30' 11"
Exterior Width	8'	8'	8'	8'	8' 5.5"	8' 5.5"	8' 5.5"	8' 5.5"	8' 5.5"	8' 5.5"
Interior Width	7' 7"	7' 7"	7' 7"	7' 7"	8' 1"	8' 1"	8' 1"	8' 1"	8' 1"	8' 1"
Exterior Height with A/C	9' 5"	9' 5"	9' 5"	9' 5"	9' 9"	9' 9"	9' 9"	9' 9"	9' 9"	9' 9"
Interior Height with A/C	6' 4.5"	6' 4.5"	6' 4.5"	6' 4.5"	6' 7.5"	6' 7.5"	6' 7.5"	6' 7.5"	6' 7.5"	6' 7.5"
Hitch Weight (w/LP & w/o options, water & cargo) (lbs.)	550	631	720	467	835	837	791	976	885	880
Unit Base Weight (w/LP & w/o options, water & cargo) (lbs.)	3,852	4,271	4,761	4,806	5,600	5,503	5,868	5,979	6,422	6,382
Gross Vehicle Weight Rating (lbs.)	4,500	5,000	6,000	6,000	7,300	7,300	7,600	7,600	8,800	8,800
Net Carrying Capacity (NCC=GVWR-UBW) (lbs.)	648	729	1,239	1,194	1,700	1,797	1,732	1,621	2,378	2,418
Fresh Water Tank (gal.)	23	23	39	39	39	39	39	39	54	54
Gray Water Tank (gal.)	21	21	21	30	35	37	37	37	39	38
Black Water Tank (gal.)	18	18	18	18	37	39	39	35	37	38
Water Heater w/electronic ignition (gal.) (XT)	6	6	6	6	6	6	6	6	6	6
A/C w/heat pump (BTU)	13,500	13,500	13,500	13,500	15,000	15,000	15,000	15,000	15,000	15,000
Furnace (BTU)	16,000	18,000	25,000	18,000	25,000	25,000	25,000	30,000	30,000	30,000
LP (2 - 30 lb. steel tanks)	60	60	60	60	60	60	60	60	60	60
Deep Cycle Battery (lead acid) Group 24	2	2	2	2	2	2	2	2	2	2
Sleeping Capacity	2-4	2-4	2-5	2-4	2-5	2-5	2-5	2-6	2-8	2-6

Please see the Glossary on the inside back cover for additional explanation and visit Airstream.com to find your nearest Airstream dealer.

www.airstream.com

Interior Décor

- Mica
- Golden Night
- Cashew Ultraleather™ with Mica
- Cashew Ultraleather™ with Golden Night
- Black Ultraleather™ with Golden Night





“Love the back hatch
and fold-up seats...
perfect for my toys
and the dogs”





Two American icons – Airstream and Eddie Bauer – combine to give you one unforgettable way to explore. Foldaway furniture to give you approximately 400 extra cubic feet of storage for kayaks, bikes and fishing gear? Check. A slew of super pet-friendly features? Check. Quality hand-crafting to ensure durability and stylish good looks through all kinds of wear and tear? Check. Not to mention the sport hatch with roll away screen that brings the outdoors “indoors.”

Travel in the Eddie Bauer Airstream means the luxury of comfort no matter how far you are from “civilization.”

You don't just like to be outside, you live to be outside.

Floorplans: 25FB & 27FB





Interior modular furnishings fold away to give you more space right where you need it.

27FB Eddie Bauer in exclusively designed Décor



With a combined 160 years of enabling adventure, the Airstream Eddie Bauer collaboration has produced a travel trailer that's built for the great outdoors.

From its huge awning to its wide sport hatch for oversized gear, the Airstream Eddie Bauer is designed for people who seriously play outdoors. Eddie Bauer goose down pillows, comforter and packable throw are all included so you'll always be traveling in style. Furnishings are modular, the top-quality finishes are tough, and fabrics are Eddie Bauer luxurious and pet-friendly. And it can carry so much equipment, this travel trailer is...

...like a Sherpa on wheels.

www.airstream.com



27FB Eddie Bauer in exclusively designed Décor

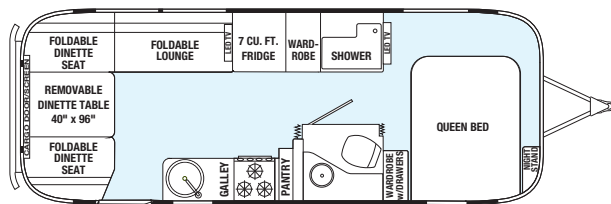


Four-footed friends? Welcome.

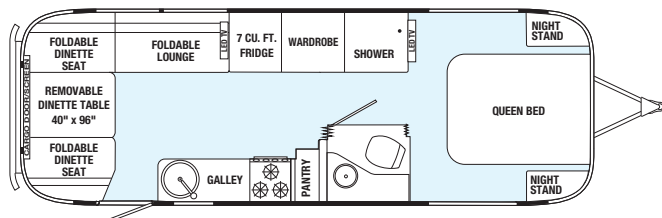
Traveling in an Eddie Bauer Airstream means never having to leave your best buddies behind. Pet-friendly features are standard – so dogs are always welcome.

- Extra-durable, stain-resistant Sunbrella™ upholstery helps this Airstream interior stand up to whatever your dogs dish out.
- Sturdy exterior tie-downs keep Rover from roving too far.
- A heavy-duty entry door guard keeps pets safely inside; protects screen door from scratching.
- A convenient hand-held outdoor shower is perfect for hosing off muddy paws.





25FB Eddie Bauer



27FB Eddie Bauer

www.airstream.com



EDDIE BAUER SPECIFICATIONS

	25FB	27FB
Exterior Length	25'11"	28'
Width Exterior	8'5.5"	8'5.5"
Width Interior	8'1"	8'1"
Height Exterior w/A/C	9' 9.5"	9' 9.5"
Height Interior w/A/C	6' 7.5"	6' 7.5"
Hitch Weight (w/LP and w/o options, water and cargo) (lbs.)	734	885
Unit Base Weight (w/LP and w/o options, water and cargo) (lbs.)	5,750	5,975
Gross Vehicle Weight Rating	7,300	7,800
Net Carrying Capacity (NCC=GVWR-UBW) (lbs.)	1,550	1,825
Fresh Water Tank w/drain valve (gal.)	39	39
Gray Water Tank w/drain valve (gal.)	37	37
Black Water Tank (gal.)	39	39
Water Heater w/electronic ignition (gal.) (XT)	6	6
A/C w/heat pump (BTU)	15,000	15,000
Furnace w/electronic ignition (BTU)	25,000	25,000
LP (2 steel tanks) (lbs.)	60	60
Deep Cycle Battery (lead acid) Group 24	2	2
Sleeping Capacity	2-5	2-5

Please see the Glossary on the inside back cover for additional explanation and visit Airstream.com to find your nearest Airstream dealer.



Axles



GVWR
7,300 - 7,800 lbs



Length
25'11" - 28'



Sleeps



“The best home
away from home...
in some amazing
places.”





INTERNATIONAL SIGNATURE SERIES

At last, we found a way to evolve the iconic design of the silver aluminum Airstream: with an interior from award-winning architect and designer Christopher C. Deam that allows light to pour in the panoramic windows and reflect off sleek polished surfaces to create an environment that simply takes your breath away.

Every color, shape, surface and texture contributes to an atmosphere of relaxed modernism. Luxurious fabrics and thoughtfully concealed storage, coupled with rich modern colors, make this a truly Signature experience...

...it's highway couture.



Floorplans: 19 thru 30





23D International Signature in Oyster Ultra leather™ Décor



Outside, it's the exemplary and iconic Airstream riveted aluminum. Inside, it's a movable feast for the eyes: sleek, contemporary curves and streamlined surfaces in modern colors. The International Signature is flooded with light from vista-view windows and we've added style that sizzles with upscale Corian® galley tops and plush Ultraleather™ seating.

It's your travel Signature.



International Signature also available in Salsa Ultraleather™



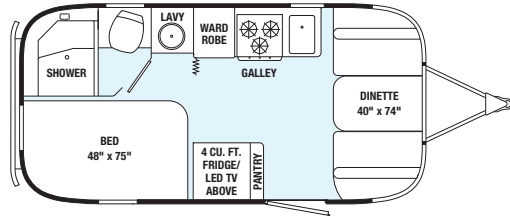
www.airstream.com

27FB International Signature in Espresso Décor

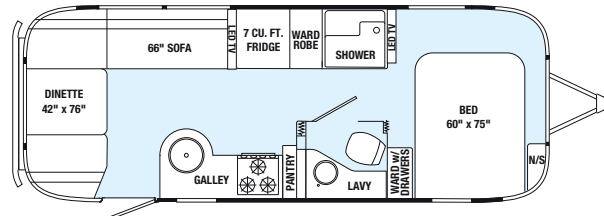


Signature
designed by
© Christopher C. Deam
Series

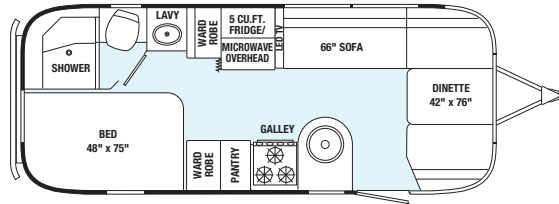
www.airstream.com



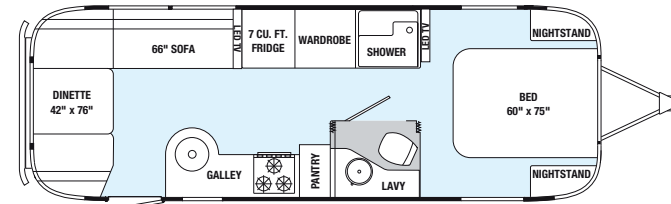
19 International Signature



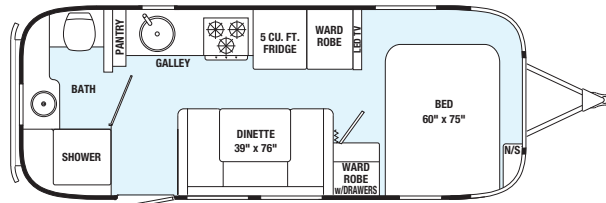
25FB International Signature



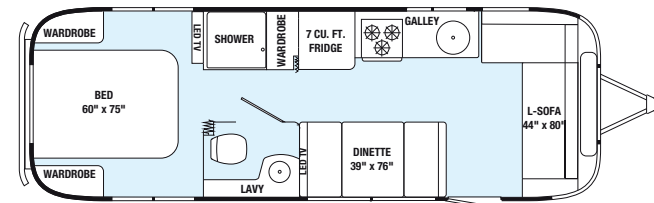
23D International Signature



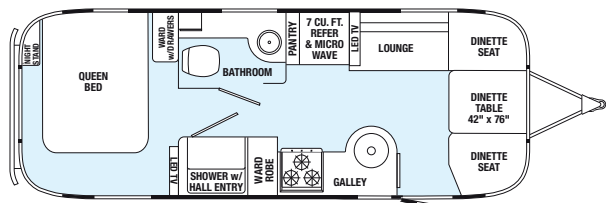
27FB International Signature



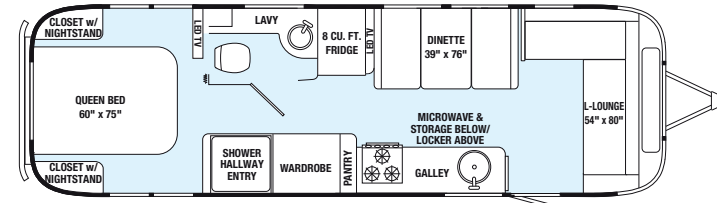
23FB International Signature



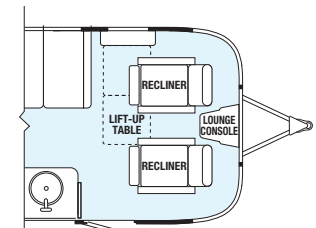
28 International Signature



25 International Signature



30 International Signature





INTERNATIONAL SIGNATURE SPECIFICATIONS	19	23D	23FB	25	25FB	27FB	28	30
Exterior Length	19' 2"	23'	23' 9"	25' 11"	25' 11"	28'	27' 11"	30' 11"
Exterior Width	8'	8'	8'	8' 5.5"	8' 5.5"	8' 5.5"	8' 5.5"	8' 5.5"
Interior Width	7' 7"	7' 7"	7' 7"	8' 1"	8' 1"	8' 1"	8' 1"	8' 1"
Exterior Height with A/C	9' 5"	9' 5"	9' 5"	9' 9"	9' 9"	9' 9"	9' 9"	9' 9"
Interior Height with A/C	6' 4.5"	6' 4.5"	6' 4.5"	6' 7.5"	6' 7.5"	6' 7.5"	6' 7.5"	6' 7.5"
Hitch Weight (w/LP & w/o options, water & cargo) (lbs.)	550	720	467	886	833	770	950	880
Unit Base Weight (w/LP & w/o options, water & cargo) (lbs.)	3,823	4,761	4,806	5,580	5,612	5,824	5,923	6,382
Gross Vehicle Weight Rating (lbs.)	4,500	6,000	6,000	7,300	7,300	7,600	7,600	8,800
Net Carrying Capacity (NCC=GWR-UBW) (lbs.)	677	1,239	1,194	1,720	1,688	1,776	1,687	2,418
Fresh Water Tank (gal.)	23	39	39	39	39	39	39	54
Gray Water Tank (gal.)	21	21	30	35	37	37	37	38
Black Water Tank (gal.)	18	18	18	37	39	39	35	38
Water Heater w/electronic ignition (gal.)	6	6	6	6	6	6	6	6
A/C w/heat pump (BTU)	13,500	13,500	13,500	15,000	15,000	15,000	15,000	15,000
Furnace (BTU)	16,000	25,000	18,000	25,000	25,000	25,000	30,000	30,000
LP (2 - 30 lb. steel tanks)	60	60	60	60	60	60	60	60
Deep Cycle Battery (lead acid) Group 24	2	2	2	2	2	2	2	2
Sleeping Capacity	2-4	2-5	2-4	2-5	2-5	2-5	2-6	2-6

Please see the Glossary on the inside back cover for additional explanation and visit Airstream.com to find your nearest Airstream dealer.

www.airstream.com

Interior Décors

- Oyster Ultraleather™
- Espresso Ultraleather™
- Salsa Ultraleather™



Axle
19

or



Axles
23D thru 30



GVWR
4,500 - 8,800 lbs



Length
19'2" - 30'11"



Sleeps
2-6



“As much as we love the interior of our International Serenity, our dog Gracie likes the screen door best!”





INTERNATIONAL SERENITY

For the utmost in tranquility, Airstream has created the International Serenity. Every interior shape, surface and color is designed to envelop the mind and body in a soothing den of luxury and comfort. The Serenity captures a tasteful “East meets West” elegance with Corian® countertops, handcrafted curved cabinetry and accents of lemongrass and rice paper that deliver luxury and tranquility in one harmonious design.

You'll feel the calming spirit the moment you enter.



Floorplans: 19 thru 30





28 International Serenity in Espresso Ultraleather™ Décor



For those who long to set out on the open road with nothing but a map, yet also yearn for a quiet sanctuary in which to savor a sense of peace, Airstream's International Serenity is the travel trailer you've been seeking.

East meets West meets the open road.

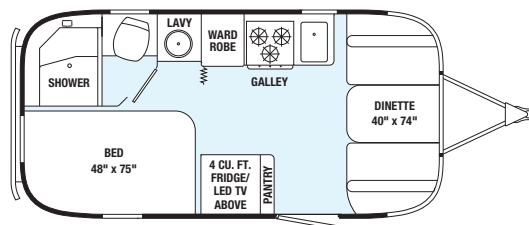


www.airstream.com

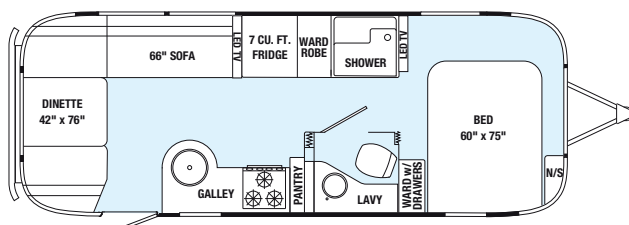
30 Serenity in Oyster Ultraleather™



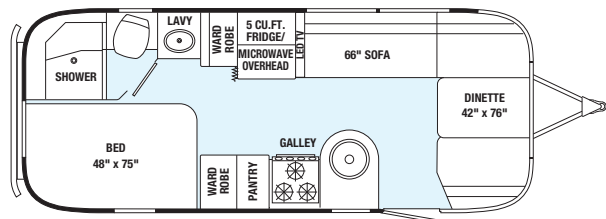
www.airstream.com



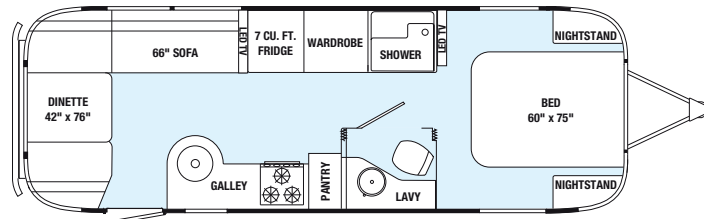
19 International Serenity



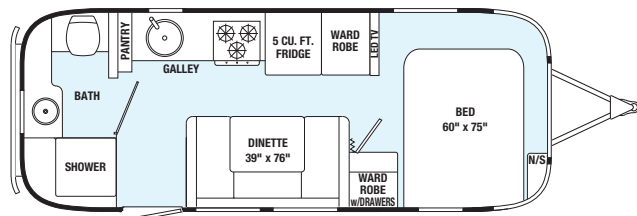
25FB International Serenity



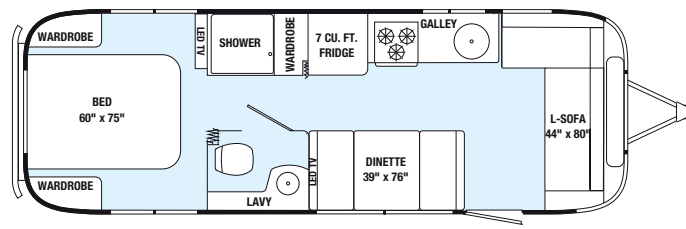
23D International Serenity



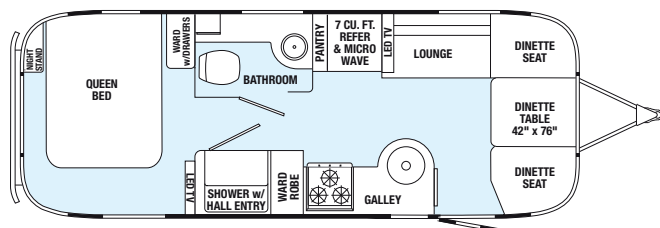
27FB International Serenity



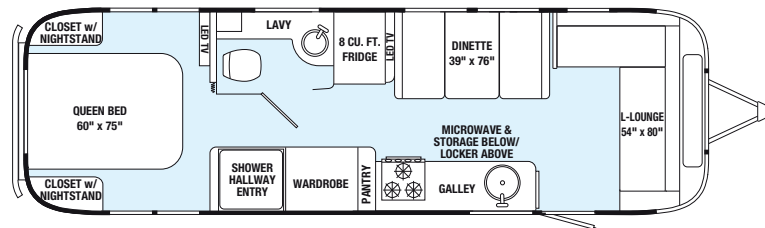
23FB International Serenity



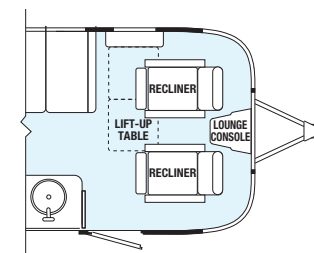
28 International Serenity



25 International Serenity



30 International Serenity





INTERNATIONAL SERENITY SPECIFICATIONS	19	23D	23FB	25	25FB	27FB	28	30
Exterior Length	19' 2"	23'	23' 9"	25' 11"	25' 11"	28'	27' 11"	30' 11"
Exterior Width	8'	8'	8'	8' 5.5"	8' 5.5"	8' 5.5"	8' 5.5"	8' 5.5"
Interior Width	7' 7"	7' 7"	7' 7"	8' 1"	8' 1"	8' 1"	8' 1"	8' 1"
Exterior Height with A/C	9' 5"	9' 5"	9' 5"	9' 9"	9' 9"	9' 9"	9' 9"	9' 9"
Interior Height with A/C	6' 4.5"	6' 4.5"	6' 4.5"	6' 7.5"	6' 7.5"	6' 7.5"	6' 7.5"	6' 7.5"
Hitch Weight (w/LP & w/o options, water & cargo) (lbs.)	550	720	467	886	833	770	950	880
Unit Base Weight (w/LP & w/o options, water & cargo) (lbs.)	3,823	4,761	4,806	5,580	5,612	5,824	5,923	6,382
Gross Vehicle Weight Rating (lbs.)	4,500	6,000	6,000	7,300	7,300	7,600	7,600	8,800
Net Carrying Capacity (NCC=GWR-UBW) (lbs.)	677	1,239	1,194	1,720	1,688	1,776	1,687	2,418
Fresh Water Tank (gal.)	23	39	39	39	39	39	39	54
Gray Water Tank (gal.)	21	21	30	35	37	37	37	38
Black Water Tank (gal.)	18	18	18	37	39	39	35	38
Water Heater w/electronic ignition (gal.)	6	6	6	6	6	6	6	6
A/C w/heat pump (BTU)	13,500	13,500	13,500	15,000	15,000	15,000	15,000	15,000
Furnace (BTU)	16,000	25,000	18,000	25,000	25,000	25,000	30,000	30,000
LPG (2 - 30 lb. steel tanks)	60	60	60	60	60	60	60	60
Deep Cycle Battery (lead acid) Group 24	2	2	2	2	2	2	2	2
Sleeping Capacity	2-4	2-5	2-4	2-5	2-5	2-5	2-6	2-6
LP (2 30 lb. steel tanks) (lbs.)	60	60	60	60	60	60	60	60
Deep Cycle Battery (lead acid) Group 24	2	2	2	2	2	2	2	2
Sleeping Capacity	2-4	2-5	2-4	2-5	2-5	2-5	2-6	2-6

Please see the Glossary on the inside back cover for additional explanation and visit Airstream.com to find your nearest Airstream dealer.

www.airstream.com

Interior Décors

- Oyster Ultraleather™
- Espresso Ultraleather™
- Salsa Ultraleather™



Axle
19

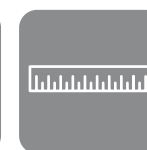
or



Axles
23D thru 30



GVWR
4,500 - 8,800 lbs



Length
19'2" - 30'11"



Sleeps



"I just love the looks and comments we get while traveling. Our Classic is perfect."



CLASSIC

The Classic is built for people committed to a life of adventure, a life enriched by shared experiences, a life well-lived. Designed and equipped for long-term adventures, the Classic epitomizes the traditional craftsmanship, innovation and durability that's made Airstream an icon of the American highway.

Storage capacity, elegant design, private sleeping quarters, and spacious living areas for entertaining old and new friends alike abound in the new Classic. Everything we have learned from decades of experience on the open road has gone into creating the best in comfort, convenience and style.

You'll feel right at home no matter how far you roam.

Floorplan: 30





30 Classic in Macadamia Décor

CLASSIC



How do you make an Airstream Classic? It begins with an elegant floor plan, designed to make dining a pleasure, sleeping a sanctuary, and relaxing a priority. Our largest exterior and interior storage spaces keep organization simple. Four easy-out awnings further expand your living space to the outdoors. Add luxury fabrics, fixtures, and unique, durable, marine-grade flooring and voila! It's a Classic. The Classic line is designed for long-term adventures, with comfort and innovation embedded in every square inch.

The tradition of Airstream travel trailers – Classic.



Power adjustable bed with integrated storage and safe.



www.airstream.com



30 Classic in Macadamia Décor with Night Sky countertops


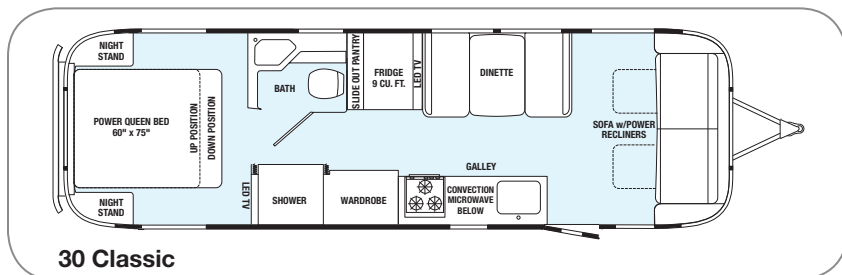
CLASSIC

CLASSIC SPECIFICATIONS

30

Exterior Length	31' 3"
Exterior Width	8' 5.5"
Interior Width	8' 1"
Exterior Height with A/C	9' 9.5"
Interior Height with A/C	6' 7.5"
Hitch Weight (w/LP & w/o options, water & cargo) (lbs.)	773
Unit Base Weight (w/LP & w/o options, water & cargo) (lbs.)	7,365
Gross Vehicle Weight Rating (lbs.)	10,000
Net Carrying Capacity (NCC=GVWR-UBW) (lbs.)	2,635
Fresh Water Tank (gal.)	54
Gray Water Tank (gal.)	37
Black Water Tank (gal.)	39
Water Heater gas/electric w/electronic ignition (gal.) (XT)	6
A/C w/heat pump (BTU)	15,000
Second A/C w/heat pump (BTU)	13,500
Furnace (BTU)	34,000
LP (2 - 40 aluminum tanks) (lbs.)	80
Deep Cycle Battery (lead acid) Group 27	2
Sleeping Capacity	2-5

Please see the Glossary on the inside back cover for additional explanation and visit Airstream.com to find your nearest Airstream dealer.



www.airstream.com

Interior Décors

- Macadamia with choice of Corian®
- Chestnut with choice of Corian®

Corian® Countertops Available in:

- Sandalwood
- Night Sky



Axles



GVWR
10,000 lbs



Length
31' 3"



Sleeps



28FB Land Yacht in Polar Décor

LAND YACHT

For those intrepid souls who won't settle for anything but the best, Airstream has created a travel trailer like no other. It took an international collaboration between the engineers of Airstream and famed Riva boat designer Mauro Micheli from the studio of Officina Italiana Design to create this retreat that incorporates elements from the finest Italian luxury watercraft.

Inside, the Land Yacht flourishes with elegant curved cabinetry and sumptuous padded surfaces with detail-stitching, complementing the sleek, streamlined nautical styling that cleverly hides a host of practical features and premium upgrades.

The most luxurious Airstream ever conceived.

Floorplan: 28FB





28FB Land Yacht in Mocha Décor



The Land Yacht's versatile foldaway galley provides multi-functional serving spaces.

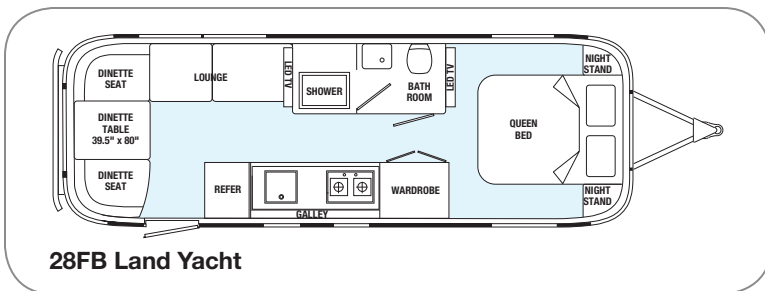
LAND YACHT

Its unique floorplan has a number of carefully placed design elements that create a sleek and sophisticated look in the cabin. The travel trailer, capable of sleeping up to five people, has a bedroom in the front, a bathroom amidship and a rear social space, which includes a galley that can be hidden when not in use. The Land Yacht's powered bed lift reveals access to hidden storage while the powered main awning extends the Land Yacht's unique style.

You'll want to set sail and never look back.



www.airstream.com



LAND YACHT SPECIFICATIONS	28FB
Exterior Length	28'
Width Exterior	8' 5.5"
Width Interior	8' 1"
Height Exterior w/A/C	9' 9"
Height Interior w/A/C	6' 6"
Hitch Weight (w/LP & w/o options, water & cargo) (lbs.)	842
Unit Base Weight (w/LP & w/o options, water & cargo) (lbs.)	6,586
Gross Vehicle Weight Rating (lbs.)	8,200
Net Carrying Capacity (NCC=GVWR-UBW) (lbs.)	1,614
Fresh Water Tank w/drain valve (gal.)	39
Gray Water Tank (gal.)	37
Black Water Tank (gal.)	39
Water Heater w/electronic ignition (gal.) (XT)	6
A/C w/heat pump (BTU)	30,000
Furnace (BTU)	25,000
LP (2 - 30 lb. steel tanks) (lbs.)	60
Deep Cycle Battery (lead acid) Group 24	2
Sleeping Capacity	2-5

Please see the Glossary on the inside back cover for additional explanation and visit Airstream.com to find your nearest Airstream dealer.

www.airstream.com

Interior Décors

- Polar
- Mocha

Axles

GVWR
8,200 lbs

Length
28'

Sleeps

Airstream Online

Learn more! visit www.airstream.com

To find more helpful hints, product selector tools, locate a dealer or learn more about our heritage and our community, please visit www.airstream.com.



The Airstream Glossary

Fresh Water – Onboard fresh water storage for when you're not hooked up to a campsite source.

Gray Water – All wastewater that comes from your sinks, showers, and baths.

Black Water – Basically a nicer term for sewage. It's the wastewater from your toilet system.

Deep Cycle Battery – A heavy-duty steady-current battery which powers the Airstream's electrical systems.

Hitch Weight – The downward force on the tow vehicle's hitch. Your tow vehicle and hitch ratings must exceed this.

LP - Liquid Propane which fuels many of the onboard appliances.

S'more – The best camping dessert ever conceived.

GVWR (Gross Vehicle Weight Rating) – Maximum weight of the trailer, cargo and liquids. Your tow vehicle's tow rating should exceed the GVWR.

UBW (Unit Base Weight) – The weight of the Airstream, without cargo, water or options.

NCC (Net Carrying Capacity) – Maximum amount of weight in the form of cargo and water.

$$NCC = GVWR - UBW$$



24/7 Roadside Assistance

Airstream is proud to offer free 24/7 assistance on all new Travel Trailers provided by Coach-Net Membership Plans. This two year service covers both your Airstream Travel Trailer and tow vehicle that is attached to your trailer. Not only does this service provide emergency roadside service should you have a breakdown, but Coach-Net membership plans also provide technical service for your Airstream after hours should you have any questions.

Please contact your local Airstream Dealer for more information.

Coach-Net

RV Membership Plans



The Airstream Warranty

At Airstream we understand the importance of warranty coverage for each travel trailer. Airstream is committed to our company-wide program for continuous quality improvement. We are further committed to using products that conform to all established safety standards, requirements and the reasonable expectations of our customers.

This commitment is backed by our two year limited warranty.

Limited Warranty

Travel Trailer	Two years; limited, transferable
Structural	Two years; limited

adventure, inspired by
AIRSTREAM



Proudly made in
Jackson Center, Ohio, U.S.A.

We want say a huge thank you to all of the 'Streamers and the Dreamers out there. This past year was one of incredible adventures, exploration, dreams and growth here at Airstream, and we couldn't have done it without you. You all are our community and our friends – the ones who make Airstream what it is. And for everyone, keep on *Living Riveted*. There's no better way to live.

Thank You



THOR
INDUSTRIES, INC.

Airstream is a subsidiary
of Thor Industries, Inc.

All content and images
© Airstream 2014 & 2015

Travel Trailers 20k 8/14

Airstream, Inc.
419 West Pike Street
P.O. Box 629
Jackson Center, OH
45334 USA
937-596-6111
www.airstream.com

Product information, specifications, and photography in this brochure were as accurate as possible at time of printing. Photographs may contain some features that are optional on your vehicle.

Since we continually strive to improve our products, actual products may differ. Prices and specifications are subject to change without notice. All capacities are approximate and dimensions are nominal. Some features or options may be different or unavailable in other countries.

Warning – This information is intended as a guide only. Weights of individual vehicles may vary. Consult your owner's manual for complete loading, weighing, and towing instructions. Do not overload the travel trailer.