

AIRSTREAM



2015 Interstate Touring Coaches



Experience the legends ... Airstream

Founded in 1931, Airstream is truly an American icon. With a sterling reputation, built on a foundation of unique designs, futuristic innovations and dependable durability, Airstream has been inspiring adventures for over 80 years.

Mercedes-Benz

Since its inception in 1886, Mercedes-Benz has also been renowned and synonymous with unmatched automotive luxury, performance and advanced technologies.



It's no surprise, when these two world-class companies rallied together to create the Airstream Interstate, it made perfect sense. By pairing sleek Airstream styling with the precision engineering of the Mercedes-Benz Sprinter, the result is a seamless expression of power, opulence, comfort and reliability: the Airstream Interstate.

All Airstream Interstates are luxuriously appointed with a variety of stunning colors, finishes, and fabrics. Your options abound - choose the seating, socializing and sleeping arrangements that best fit your individual preference.




The Interstate Series At-a-Glance


FLOORPLANS			Seats	Sleeps	TVs	EXT	Additional Seat Option	
Grand Tour	Long-term adventure for two	Grand Tour EXT	6	2	2	Yes	Yes	Page 8
Lounge	Flexibility, storage solutions, social & sleeping space	Lounge	8	2	2	—	Yes	Page 12
		Lounge Wardrobe	7	2	2	—	Yes	
		Lounge Dual Wardrobe	6	2	1	—	Yes	
		Lounge EXT	8	2	2	Yes	Yes	
		Lounge EXT Wardrobe	7	2	2	Yes	Yes	Page 16
Twin	Stationary twin beds for added open floor space & storage	Twin	3	2	2	—	—	
		Twin Dual Wardrobe	2	2	2	—	—	

INTERIOR DÉCORS


Onyx Décor



Light Camel Décor





Columbian Walnut Décor



Best in Class Systems

Safety

Advanced safety systems are integrated throughout the Interstate. These include state-of-the-art Mercedes-Benz Adaptive ESP® (Electronic Stability Program) with trailer assist, an active safety system that greatly reduces the dangers of skidding, rollover and loss of traction. The main galley and living areas also include a First Aid Kit, LP Gas Detector, Smoke and CO Alarm and Fire Extinguisher. Whether you're driving, parking, towing, or simply relaxing, you'll feel confident and in control.



Performance

Mercedes-Benz V6 3.0L Turbo Diesel engine delivers quick acceleration, outstanding torque, exceptional fuel mileage (18+ MPG) and legendary reliability. BlueTEC technology complies with strict emission standards and delivers one of the cleanest engines in the world. A bespoke Mercedes-Benz 3500 chassis provides maximum strength and durability while delivering amazing car-like handling with independent front suspension. Reinforced leaf springs, rack and pinion steering, four wheel disc brakes, premium all-season tires and Alcoa® DuraBright® aluminum wheels are also standard.

Design

Airstream's world-renowned quality and engineering goes into all aspects of design. Exquisite exterior styling offers beautiful body lines and uncompromising presence on the road. Inside, beautifully curved high-gloss cabinetry has been constructed with artful craftsmanship in harmony with the Airstream signature aluminum ceiling.

Our engineers have added a highly advanced, seven-layer composite flooring system for superior strength, durability and isolation from road noise. R7 fiberglass insulation throughout the main cabin keeps the coach comfortable and quiet and heavy-duty hardware hinges provide solid-shut cabinets and rattle-free traveling.

The onboard plumbing system is built with the highest-grade components, including Atwood® XT gas/electric water heater with direct-spark ignition, 50 PSI Flo-jet water pump, automatic heated tanks, probe-less tank sensors, automatic water pressure regulator, macerator waste pump and power retractable hose reel.



Sleek, aerodynamic, easy-to-drive ...



EXTERIOR COLORS



Jet Black



Brilliant Silver Metallic



Arctic White



Interstate Grand Tour

Bringing the best qualities of a classic Airstream travel trailer to the popular Airstream Interstate, the Grand Tour series offers all the amenities and comforts of a home away from home with the quality, easy maneuverability and convenience of Airstream and Mercedes-Benz.

With a focus on longer-term adventures for two, the Grand Tour is built on the EXT platform and includes a larger galley with additional counter and multi-functional storage space, a flexible workspace desk, an oversized fridge, freezer, and optional dual screen doors.



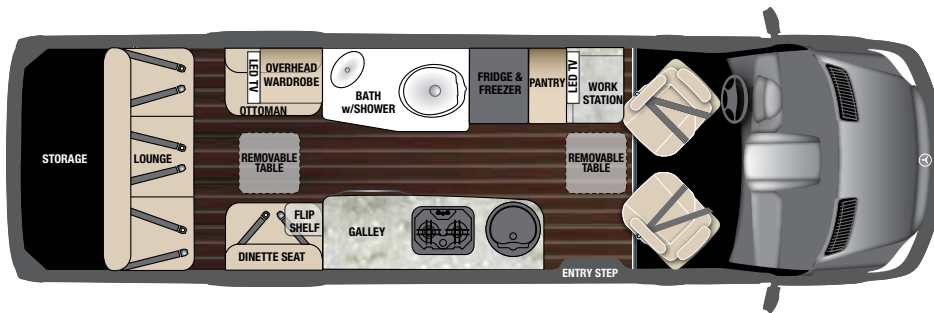
“Whether our trip is long or short. We have everything we need right there with us in our Interstate.”





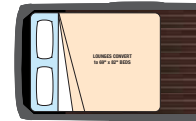
Interstate Grand Tour

The newest addition to the Airstream Touring Coach line-up is the Grand Tour. This floorplan includes a rear power sofa that converts into sleeping quarters for two adults. There's also an optional seat in the rear lounge area in place of the overhead wardrobe and a system of custom-designed screen doors, with a remote control power rollaway screen in the rear and sliding screen door on the side, bringing the outdoors in.

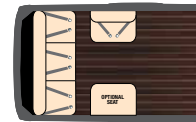


Grand Tour EXT
Seats: 6

More about the Interstate Grand Tour EXT ...



The Grand Tour EXT floorplan includes a rear power sofa that converts into sleeping quarters for two adults.



The Grand Tour EXT floorplan has an optional seat in the rear lounge area in place of the overhead wardrobe.



Expanded galley with Corian® countertop



Sliding screen door (optional)



Removeable table



Power awning



Foldout workstation



Pantry with full extension drawers

Columbian Walnut with Oyster Ultraleather® Décor

Interstate Lounge Series

The Lounge Series is designed with a tremendous amount of flexibility and has great social spaces, storage solutions and sleeping accommodations. Available in both standard and EXT configurations, the Lounge is designed to maximize space and minimize waste. The Lounge EXT has all the same benefits as the Lounge and over 30 cubic feet of additional storage and a larger bed. With seating for up to 9 and the perfect balance of luxury, comfort and efficiency, there is a floor plan and décor for any adventure.



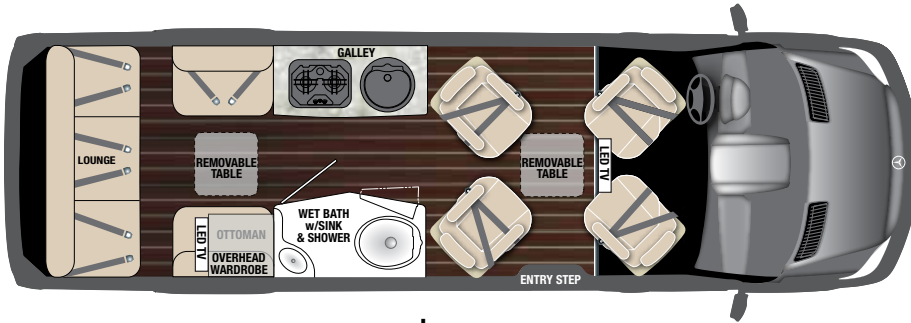
“No worries at crowded events – our easy-to-handle Interstate makes parking a non-issue.”



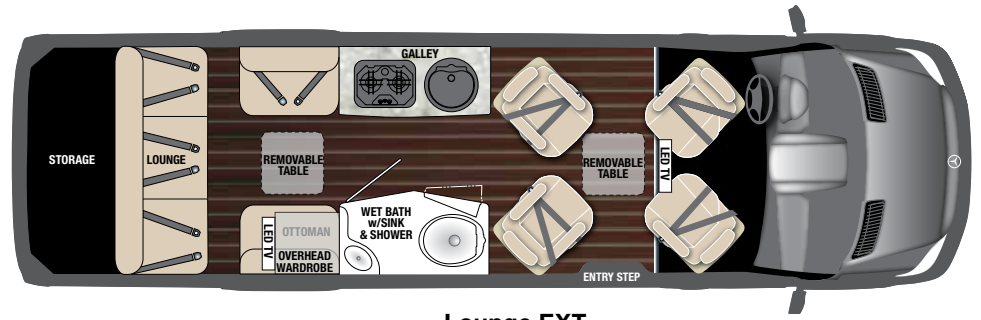


Columbian Walnut with Oyster Ultraleather® Décor

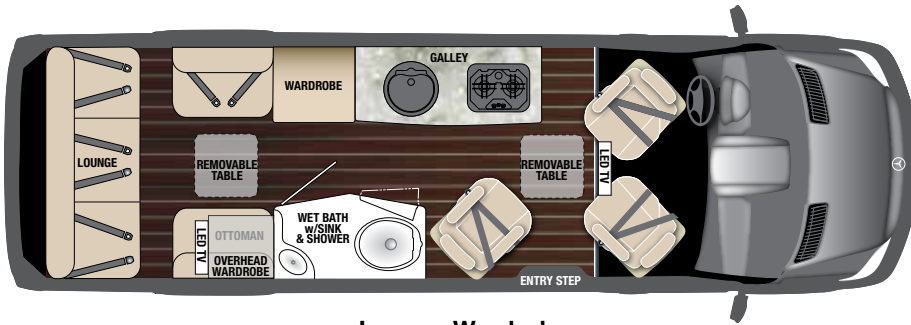
Interstate Lounge Series



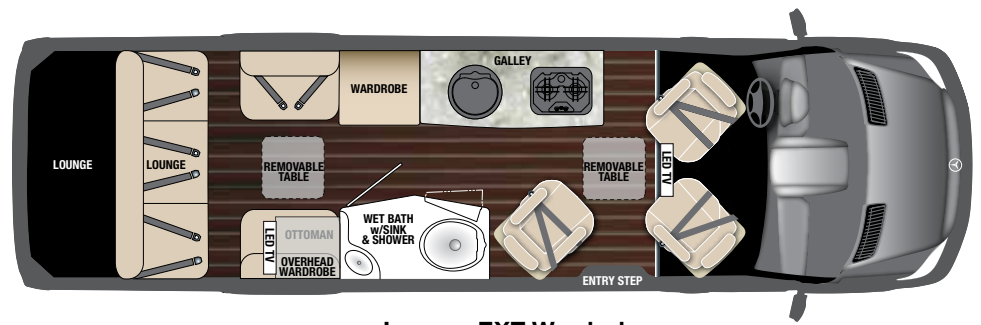
Lounge
Seats: 8



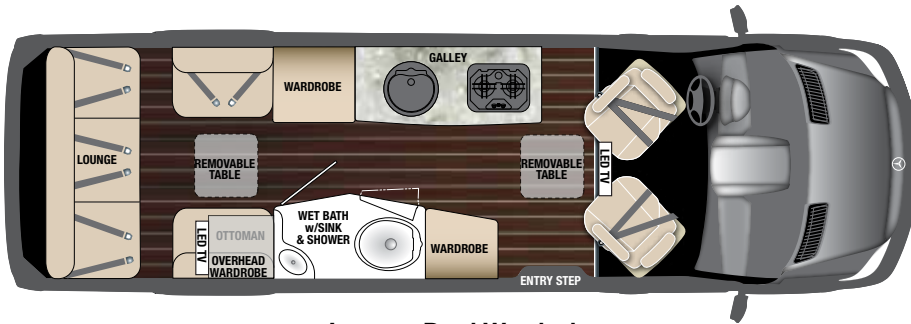
Lounge EXT
Seats: 8



Lounge Wardrobe
Seats: 7

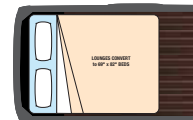


Lounge EXT Wardrobe
Seats: 7

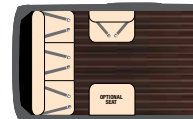


Lounge Dual Wardrobe
Seats: 6

More about the Interstate Lounge Series ...



All Lounge and Lounge EXT Series floorplans include a rear power sofa that converts into sleeping quarters for two adults.



All Lounge and Lounge EXT Series floorplans have an optional seat in the rear lounge area in place of the overhead wardrobe.



Light Camel with Black Ultraleather® Décor



Columbian Walnut with Oyster Ultraleather® Décor



Onyx with Black Ultraleather® Décor

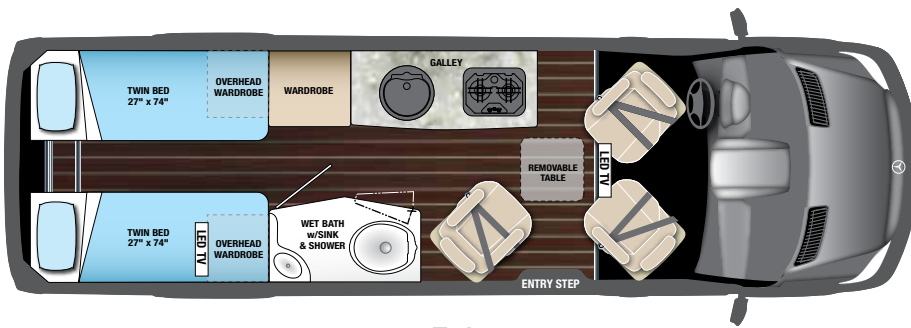
Interstate Twin

The Interstate Twin Series is designed for travel with 2-3 people and places a premium on fixed sleeping quarters, great social space and a large galley area. The additional open floorspace in the bedroom creates a flexible area for socializing, changing and easy access to storage.

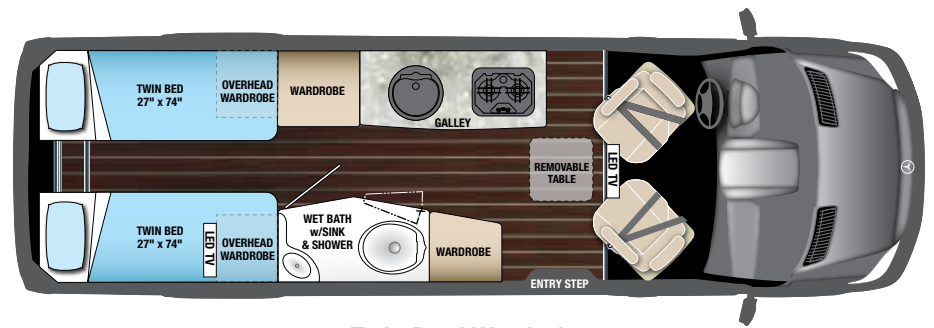
SEATS



UP TO 3



Twin
Seats: 3



Twin Dual Wardrobe
Seats: 2



“We love the open space & underbed storage in our Twin. The best of both worlds!”





Standard Features



Thoughtful design is incorporated into every corner, space and element of the Airstream Interstate. Innovation abounds with the latest in-dash, multimedia technology. We've included the world's leading GPS navigation system with voice guidance, traffic data and an ecoRoute® function that will automatically search for the most fuel-efficient routes. Convertible lounges, swiveling and reclining captain's chairs, removable tables and integrated control centers are all designed for maximum comfort, luxury and convenience. It's all part of Airstream's never-ending pursuit of perfection.



Corian® countertop with backsplash



Power entry step

Best in Class Features

For over 80+ years, Airstream has been the leader and innovator in design, quality, and craftsmanship. The Airstream Interstate continues this rich tradition with over 50+ Best in Class features.



Centralized systems control

SPECIFICATIONS

Safety

Front Driver/Passenger Airbags	STD
Front Driver/Passenger Side Airbags ★	STD
Front Driver/Passenger Thorax Airbags ★	STD
Collision Prevention Assist ★	STD
Lane Keeping Assist ★	STD
Blind Spot Assist ★	STD
Front & Rear Parking Assist ★	STD
Trailer Stability Assist	STD
Load Adaptive Electronic Stability Program	STD
Post Crash Protection	STD
Multi-Functional Smart Steering Wheel ★	STD
Xenon Headlights ★	STD
Headlight Washer System ★	STD
High Beam Assist ★	STD
Automatic Headlamp On & Off (senses light & rain) ★	STD
Automatic Rain Sensing Wipers (optimal wiping interval) ★	STD
Rear View Camera Monitor (on all the time) ★	STD
First Aid Kit ★	STD
Emergency Road Hazard Warning Lamp & Flash Light ★	STD
LP Gas Detector	STD
Smoke & CO Alarm	STD
Fire Extinguisher	STD



Lounge EXT / Grand Tour rear storage

Components and Systems

Heavy Duty Springs, Shocks, Stabilizers ★	STD
Heavy Duty 220 Amp Alternator ★	STD
In-Dash Maintenance Monitoring System ★	STD
In-Dash 7" Touch Screen Multi-Media System ★	STD
Energy Management System ★	STD
Solar Panel (100 Watt) ★	STD
Pre-Wired for Satellite System ★	STD
Pre-Wired with HDMI Cables ★	STD
Macerator Pump System with Power Hose Reel ★	STD
Heated Fresh & Grey Tanks Automatic System (12 Volt) ★	STD
360° Air Flow Bathroom Vent System ★	STD
7 Layer Composite Floor System ★	STD
Hidden Storage Solutions ★	STD
Remote House Battery Switch ★	STD
Golf Bag Storage System (EXT Only) ★	OPT
Sliding Side & Power Rear Screen Doors (Grand Tour)	OPT

Exterior

Full Body Kit (including integrated hidden hitch cover) ★	STD
Chrome Enhancement Kit ★	STD
3M® Protective Film on Rear Bumper ★	STD
Alcoa® DuraBright® Forged Aluminum Wheels ★	STD
OE Color Coded Components ★	STD
Fog Lamps	STD
Power Heated Mirrors ★	STD
Armless Power Awning with Adjustable LED Lights ★	STD
Power Entry Step (sliding side door) ★	STD
LED Patio Light	STD
Exterior Shower	STD
LP Accessory Hook-up (grill)	STD
110 Volt Power Outlets	STD
Cable or Portable Satellite Outlets	STD



Lounge Wardrobe



Lounge Dual Wardrobe

Interior

Cockpit

Heated Driver/Passenger Seats ★	STD
Heated Windshield ★	STD
Tilt & Telescopic Steering Wheel	STD
Power Windows	STD
Power Door Locks	STD
Custom Floor Mats ★	STD
Locking Glove Box ★	STD
Concealed Storage Compartment in Dash ★	STD
Overhead Map Lights ★	STD
Overhead Compartment for Sunglasses ★	STD
Driver & Passenger Door Entry Lighting ★	STD
Cockpit Privacy Shades	STD

Main Cabin

Aluminum Ceiling and Trim ★	STD
High Gloss Laminate Cabinetry ★	STD
Flush-Mount & Solid Shut Cabinet Hardware ★	STD
Slide-Free Interior Cabinet Finish Out ★	STD
UltraLeather® Seating ★	STD
Magic Suede on Walls and Window Boxes ★	STD
Plank Style Synthetic Flooring ★	STD
Adjustable LED Lighting ★	STD
Corian® Pedestal Table (1) ★	STD
LED Widescreen HDTV (22") ★	STD
Second LED Widescreen HDTV (22"-see floorplan) ★	STD
Blu-Ray Player	STD
Built-in Cup Holders ★	STD
Rear Window Defroster	STD
Rear Stereo Speakers	STD
Power Rear Sofa (Lounge Series)	STD
Twin Rear Beds (Twin Series)	STD
Additional Rear Seat (Lounge Series) ★	OPT

Galley

Corian® Countertop with Backsplash ★	STD
Sink with Integrated Cover & Fold Down Faucet	STD
Cooktop with Integrated Cover	STD

Bathroom (Wet Bath)

Toilet	STD
Shower	STD
Sink with Mirror	STD
Retractable Clothesline	STD
Towel Rack	STD
Expandable Pocket Door for Additional Space ★	STD

★ Best in Class Features

Technical Specifications

	INTERSTATE Twin / Lounge	INTERSTATE EXT Lounge / Grand Tour
CHASSIS	Mercedes-Benz Sprinter 3500	Mercedes-Benz Sprinter 3500
ENGINE	Mercedes-Benz 3.0L V6 Turbo Diesel	Mercedes-Benz 3.0L V6 Turbo Diesel
EMISSIONS	Blue TEC SCR Technology 50 State - EPA/CARB Standards	Blue TEC SCR Technology 50 State - EPA/CARB Standards
HORSEPOWER/TORQUE	188 HP/325 lbs torque	188 HP/325 lbs torque
TRANSMISSION	5 Speed Automatic	5 Speed Automatic
AXLE RATIO	3.92	3.92
WHEELBASE	170"	170"
MPG*	18+ Estimated Highway	18+ Estimated Highway
EXTERIOR OVERALL LENGTH	23' 1"	24' 4 1/2"
EXTERIOR OVERALL HEIGHT	9' 8" (including A/C)	9' 8" (including A/C)
EXTERIOR OVERALL WIDTH	6' 7.7"	6' 7.7"
INTERIOR HEIGHT	6' 2.25"	6' 2.25"
INTERIOR WIDTH	5' 10"	5' 10"
GWR	11,030 lbs	11,030 lbs
GCWR	15,250 lbs	15,250 lbs
UBW (GRAND TOUR SERIES)	—	9,110 lbs
UBW (LOUNGE SERIES)	8,860 lbs	9,087 lbs
UBW (TWIN SERIES)	8,744 lbs	—
OCCC (GRAND TOUR)	—	1,920 lbs
OCCC (LOUNGE SERIES)	2,286 lbs	1,943 lbs
OCCC (TWIN SERIES)	2,515 lbs	—
TOW CAPACITY**	up to 6,400 lbs	up to 5,000 lbs
FUEL TANK	26.4 Gallons	26.4 Gallons
FRESH WATER CAPACITY	32 Gallons (26 gallon fresh water tank/6 gallon hot water heater)	32 Gallons (26 gallon fresh water tank/6 gallon hot water heater)
GREY TANK	27 Gallons	27 Gallons
BLACK TANK	15 Gallons	15 Gallons
LPG	15.1 Gallons (61.9 lbs)	15.1 Gallons (61.9 lbs)
WATER HEATER (COMBINATION ELECTRIC & LP)	6 Gallons (output of 9 gallons)	6 Gallons (output of 9 gallons)
AIR CONDITIONER	13,500 BTU	13,500 BTU
FURNACE	16,000 BTU	16,000 BTU
REFRIGERATOR (12 VOLT & 110 VOLT)	3.1 Cubic Feet	3.1 Cubic Feet
MICROWAVE (CONVECTION)	1.2 Cubic Feet	1.2 Cubic Feet
COOKTOP	2 Burner	2 Burner
GENERATOR (LPG)	2.5kW	2.5kW
BATTERIES (Coach)	(2) Deep Cycle Maintenance Free Group 24 AGM	(2) Deep Cycle Maintenance Free Group 24 AGM
CONVERTER/INVERTER	50 Amp Multi-stage Charger, 1,000 Watt Inverter	50 Amp Multi-stage Charger, 1,000 Watt Inverter
SHORE POWER	30 Amp/110 Volt Service	30 Amp/110 Volt Service
SOLAR PANEL	100W	100W
BED SIZE (GRAND TOUR SERIES)	—	70" x 82"
BED SIZE (LOUNGE SERIES)	66" x 70"	70" x 82"
BED SIZE (TWIN SERIES)	27" x 74" (2)	—
REAR HIDDEN STORAGE COMPARTMENT	—	Standard
30 CUBIC FEET OF ADDITIONAL REAR STORAGE	—	Standard
GOLF BAG STORAGE	—	Option
AIRSTREAM WARRANTY***	3 Years/36,000 Miles	3 Years/36,000 Miles
MERCEDES-BENZ WARRANTY***	3 Years/36,000 Miles	3 Years/36,000 Miles
MERCEDES-BENZ ENGINE WARRANTY***	5 Years/100,000 Miles	5 Years/100,000 Miles

Information and Specifications are based on the 2015 model year and are subject to change without notice.
For additional information, consult your Authorized Airstream Dealer.

* Actual mileage may vary due to load, driving style, and overall conditions.

** Typical tow capacity will range from 4,200-6,400 lbs. dependant upon build spec and intended vehicle loading with people, cargo, and fluids

*** New Vehicle Limited Warranty. Individual components may vary. See Owners Manual for specific warranty coverage and information.

Airstream Online

Learn more! visit www.airstream.com

To find more helpful hints, product selector tools, locate a Dealer or learn more about our heritage and our community, please visit www.airstream.com.



The Airstream Glossary

Fresh Water Capacity - Onboard fresh water storage for when you're not hooked up to a campsite source.

Black Water - Basically a nicer term for sewage. It's the wastewater from your toilet system.

Grey Water - All wastewater that comes from your sinks, showers, and baths.

Deep Cycle Battery - A heavy-duty steady-current battery which powers the Airstream's electrical systems.

LPG - Liquid Propane Gas which fuels many of the onboard appliances.

Converter/Inverter - Converts 12- volt DC power into 120-volt AC power so you can use the battery to run many of the appliances

Shore Power - Electricity received from an AC outlet, such as those found at most campsites.

GVWR (Gross Vehicle Weight Rating) - Maximum weight of the vehicle, passengers, cargo and liquids.

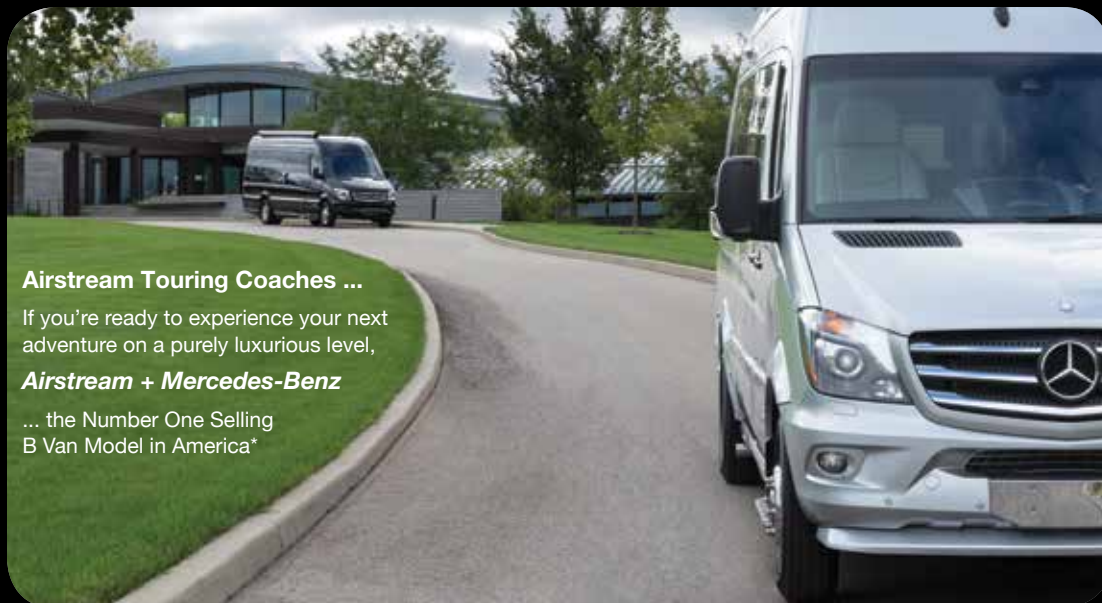
GCWR - (Gross Combined Weight Rating) Maximum weight of the vehicle, passengers, cargo, liquids and any trailer being towed.

UBW (Unit Base Weight) - The weight of the vehicle without cargo, water or options.

OCOC (Occupant and Cargo Carrying Capacity) - Maximum amount of weight in the form passengers, cargo and water.

$$OCOC = GVWR - UBW$$

Tow Capacity - The maximum weight a vehicle can safely tow.



Airstream Touring Coaches ...

If you're ready to experience your next adventure on a purely luxurious level,

Airstream + Mercedes-Benz

... the Number One Selling B Van Model in America*

* Number One Model 3+ Years in a row. All Class B Registration Report by Statistical Surveys, Inc. Grand Rapids, MI 49508

24/7 Roadside Assistance

Airstream is proud to offer free 24/7 assistance on all new Touring Coaches for two years. Not only does this service provide emergency roadside service should you have a breakdown, but Coach-Net membership plans also provide technical service for your Airstream after hours should you have any questions.

Contact

Coach-Net at www.nmca.com

or

855-879-4091

Coach-Net

RV Membership Plans



nmc
NATIONAL MOTOR CLUB

For additional product & Dealer information –
www.airstream.com





Those that roll with the best, roll with
Airstream® + Mercedes-Benz®.



OFFICIAL PARTNER

Airstream is a proud partner of the Mercedes-Benz Club of America. The MBCA, is the largest Mercedes-Benz enthusiast organization in the world and has close to 30,000 members, 85 sections or chapters, conducts over 400 events each year and provides dozens of benefits to it's members. See your authorized Airstream Interstate Dealer for special programs including, for a limited time, a complimentary one-year membership to MBCA.

More Than a Car Club. We're a Community.sm www.mbca.org

THOR
INDUSTRIES, INC.

Airstream is a subsidiary
of Thor Industries, Inc.

All content and images
© Airstream 2014 & 2015

Touring Coaches 20k 9/14

Airstream, Inc.
419 West Pike Street
P.O. Box 629
Jackson Center, OH
45334 USA
937-596-6111
www.airstream.com

Product information, specifications and photography in this brochure were as accurate as possible at time of printing. Photographs may contain some features that are optional on your vehicle. Since we continually strive to improve our products, actual products may differ. Prices and specifications are subject to change without notice. All capacities are approximate and dimensions are nominal. Some features or options may be different or unavailable in Canada.

Vehicle Loading – Every effort has been made to provide the greatest number of options for the recreation vehicle owner. Along with these choices comes the responsibility to manage the loads that are imposed by the choices so that they remain within the manufacturer's specified chassis weight limits. Do not overload the recreation vehicle.

Occupant and Cargo Carrying Capacity (OCCC) is stated here for a base unit with no options and is the capacity available for occupants, water, and cargo. Addition of options weight increases vehicle weight and reduces OCCC. Liquid capabilities and weights are approximations only.

Unloaded Base Weight (UBW) includes the weight of full LP and fuel, for a base unit, excluding options.

Warning – This information is intended as a guide only. Weights of individual vehicles may vary. Consult your owner's manual for complete loading, weighing, and towing instructions.