



# Travel Trailers



# Travel Trailers



## Inspiring adventure for 80 years.

In 1931 Airstream began with a dream to create lightweight travel trailers that slipped cleanly through the wind. And with it was born another dream, one of new freedoms, new places, new experiences, and new friendships. It was a dream so powerful and so enduring that it did far more than create a new way to travel; it created a new way of life shared by thousands upon thousands of families.

This latest fleet of Airstream Travel Trailers continues the tradition of extraordinary design and hand-crafted quality that has made Airstream world famous. Following our founder Wally Byam's credo, "Let's not make changes, let's make only improvements," this fleet offers the latest technology advancements and conveniences in a way that is distinctly Airstream. With travel trailers perfect for everyone from first-timers to seasoned Airstreamers, you're sure to find one ideal for the adventure that awaits you around the next bend!









**Bob Wheeler**  
President  
Airstream, Inc.





# Travel Trailer Fleet At-a-Glance



			Model	GVWR (lbs.)	Sleeping Capacity
 <b>Lightweight affordability.</b>		<b>Décors available in all Sport models:</b> <ul style="list-style-type: none"> <li>• Mochablue</li> <li>• Oatmeal</li> <li>• Sharksfin</li> <li>• Cinnabar</li> </ul>	16	3,500	2-3
			22FB	4,500	2-4
 <b>Contemporary comfort and practicality.</b>		<b>Décors available in all Flying Cloud models:</b> <ul style="list-style-type: none"> <li>• Burnt Sienna</li> <li>• Golden Night</li> <li>• Mica</li> <li>• Mochablue</li> <li>• Golden Ultraleather (option)</li> </ul>	19	4,500	2-4
			20	5,000	2-4
			23	6,000	2-4
			23D	6,000	2-5
			23FB	6,000	2-4
			25	7,300	2-5
			25FB	7,300	2-5
			27FB	7,600	2-5
			28	7,600	2-6
			30	8,800	2-6
 <b>Sleek contemporary sophistication.</b>		<b>Décors available in all Signature Series models:</b> <ul style="list-style-type: none"> <li>• Cilantro</li> <li>• Paprika</li> <li>• Yellowstone</li> <li>• Taupe Ultraleather (option)</li> </ul>	16	4,300	2-3
			19	4,500	2-4
			23D	6,000	2-5
			23FB	6,000	2-4
			25	7,300	2-5
			25FB	7,300	2-5
			27FB	7,600	2-5
			28	7,600	2-6
			30	8,800	2-6
 <b>Traditional styling without compromise.</b>		<b>Décors available in all Classic models:</b> <ul style="list-style-type: none"> <li>• Praline</li> <li>• Cocoa</li> <li>• Jade</li> </ul>	27FB	9,000	2-5
			30	10,000	2-6
			31	10,000	2-6

## Charming and nimble since 1931.



In 1961 Airstream introduced the first Bambi as a revolutionary lightweight single axle travel trailer, a design that has stood the test of time. Its size, agility, and functionality have won the hearts of travelers for over 50 years. The Bambi classification is reserved for all Airstream single axle trailers.

# Aerodynamics



**HIGHER  
TOWING MPG\***

The aerodynamic design of Airstream trailers contributes up to a 20% advantage in towing efficiency over standard travel trailers.



For our full GREEN story, go to [airstream.com](http://airstream.com).

**Superior crosswind deflection and lower center of gravity promote far better stability than other travel trailers.**



**Lightweight. Streamlined. Fuel efficient.**


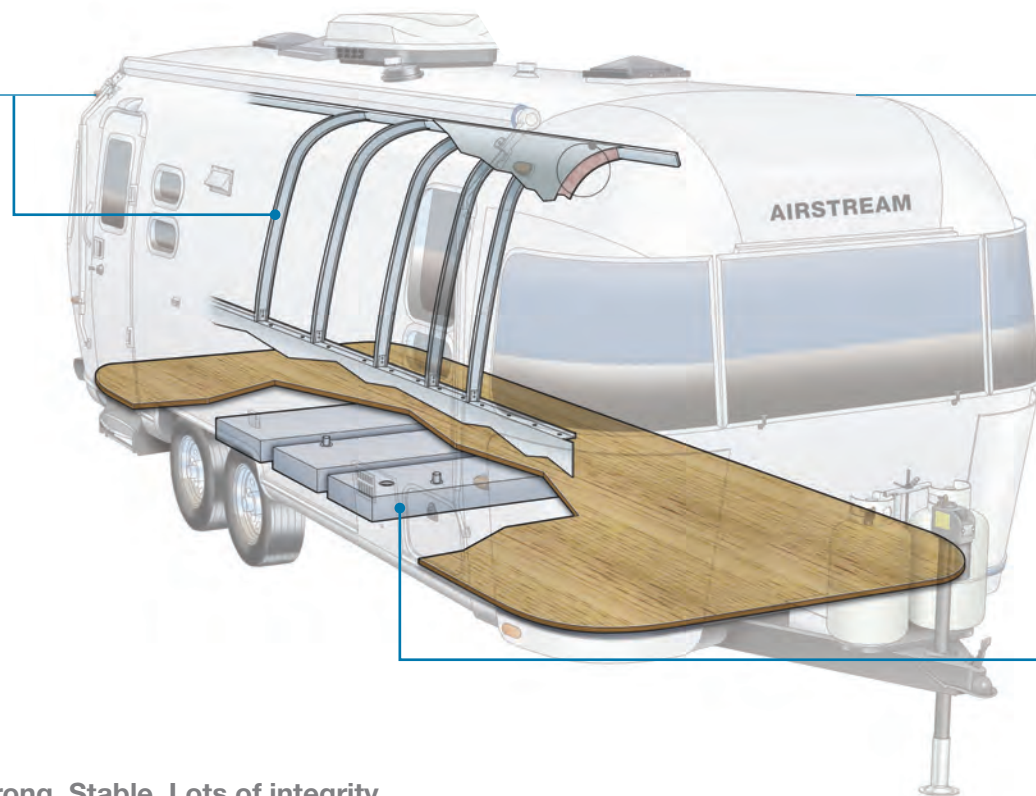
One part rocket science, two parts common sense. Airstream founder Wally Byam knew that a rounded, low-profile shape would make towing easier and more stable. And he knew that aluminum would make his trailers as light as possible. The resulting combination has been a symbol of adventure and an icon of the open road for decades. Today that classic design is more current than ever, requiring less fuel and horsepower on your way to adventure. Smart. Fuel efficient. Beautiful. Since 1931.

# Durability and Stability



## SEMI-MONOCOQUE CONSTRUCTION

Inner and outer layers of stretched aluminum skin riveted to extruded aluminum frames provide greater rigidity and durability.



## LOW CENTER OF GRAVITY

Rubber torsion axle and wheels with undermounted holding tanks provide a low center of gravity.

### Strong. Stable. Lots of integrity.

No wonder Airstreams are so admired. Airstream travel trailers are respected for their superior structural integrity. That's because Airstream employs semi-monocoque construction, consisting of an inner and outer layer of aluminum skin. This aluminum is stretched and riveted to the frame, working as an integral part of the structure. Semi-Monocoque. It's a term that describes the double layers of aluminum that give

the Airstream its unique silhouette. Airplanes use the same construction for optimal aerodynamics and light weight. Every Airstream is hand-built with extreme attention to detail. Every one, a work of art. Every one, a feat of engineering. In our decades of practice, we've put more than 100,000 of these creations on the road.





## Sport Travel Trailers



**AIRSTREAM**

### Two Floorplans, 16 & 22FB

Lightweight and nimble, the Airstream Sport line sets a new standard for ease of use – perfect for those who want to just hitch-up and go. Airstream Sport travel trailers are true premium compact trailers that let you live large.



22FB SPORT



**22FB Sport Lavatory**

Smart floorplans maximize space and minimize waste in two easy-to-handle lengths. Spacious and airy with its own lights, water, shower and fuel for cooking – plus more creature comforts than some trailers twice their size – the Airstream Sport offers the best travel trailer investment available. So choose your floorplan, choose the styling, then choose a destination. Whether it's a week of canoeing in Minnesota's Boundary Waters or three nights of music at California's Monterey Jazz Festival, you'll enjoy all the comforts of home no matter how far the road takes you. The Airstream Sport offers nothing less than a personal declaration of independence. So get out there – your adventure awaits!

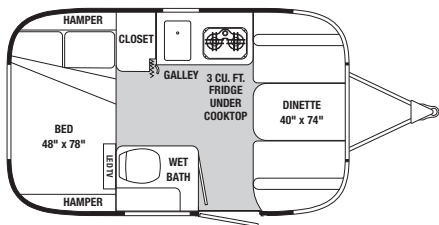


**22FB Sport Back-to-Front in Mochablue Décor**

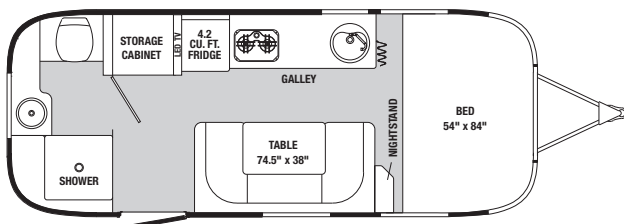




## Sport Floorplans



16 Sport



22FB Sport

## Interior Décors

- Oatmeal
- Mochablue
- Cinnabar
- Sharksfin



16 Sport Convertible Dinette in Mochablue Décor



## SPORT TECHNICAL SPECIFICATIONS

	16	22FB
Exterior Length	16' 4"	21' 8"
Width Exterior	8'	7' 3.25"
Width Interior	7' 7"	6' 11.75"
Height Exterior w/A/C	9' 3"	9' 3"
Height Interior w/A/C	6' 4.5"	6' 3"
Unit Base Weight (w/LP & w/o options, water & cargo) (lbs.)	2,897	3,594
Gross Vehicle Weight Rating (lbs.)	3,500	4,500
Net Carrying Capacity (NCC=GWR-UBW) (lbs.)	603	906
Fresh Water Tank w/drain valve (gal.)	23	20
Black Water Tank (gal.)	N/A	18
Gray Water Tank (gal.)	N/A	24
Combination Black & Gray Tank (gal.)	21	N/A
Water Heater w/electronic ignition (gal.)	6	6
A/C (BTU)	11,000	13,500
Furnace (BTU)	12,000	12,000
LPG (2 - 20 lb. steel tanks) (lbs.)	40	40
Deep Cycle Battery (lead acid) Group 24	1	1
Sleeping Capacity	2-3	2-4

Please visit [www.airstream.com](http://www.airstream.com) to see a full set of model specifications, floorplans, features and options, and to find your nearest Airstream dealer.



16 Sport Bedroom in Sharksfin Décor



## Flying Cloud Travel Trailers



### Fifteen Floorplans, 19 – 30

When you're ready to take a break from the great outdoors, the Flying Cloud invites you inside with a flair of modern design. From fabrics to fixtures to cabinetry, the Flying Cloud line reflects your taste with clean, comfortable, contemporary styling throughout.

20 FLYING CLOUD



The right-sized travel trailer for an adventure, the Airstream Flying Cloud combines lightweight ruggedness with total practicality.

Advanced storage solutions and multi-functional workspaces make the Flying Cloud the perfect choice for extended travel or full-time use. With its fifteen different floorplans and a variety of options, it's no wonder it has been one of Airstream's most popular models for decades.

So no matter if you're a first-time Airstreamer or seasoned veteran of the road, the Flying Cloud gets you on your way to your next adventure in contemporary style, luxurious comfort and long-lasting value.



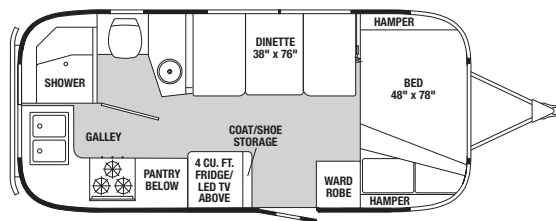
20 Flying Cloud Galley



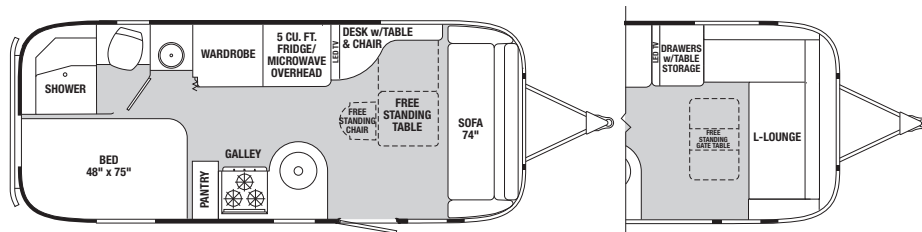
30 Flying Cloud Dinette and Lounge in Burnt Sienna Décor with Optional Espresso Leather Recliners



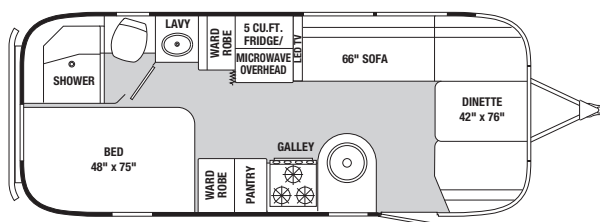
## 19 Flying Cloud



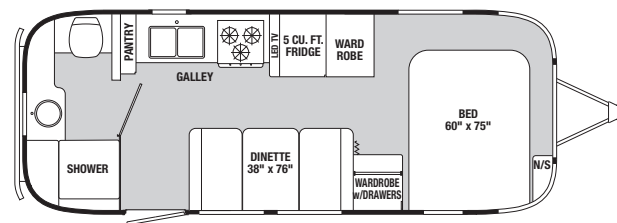
## 20 Flying Cloud



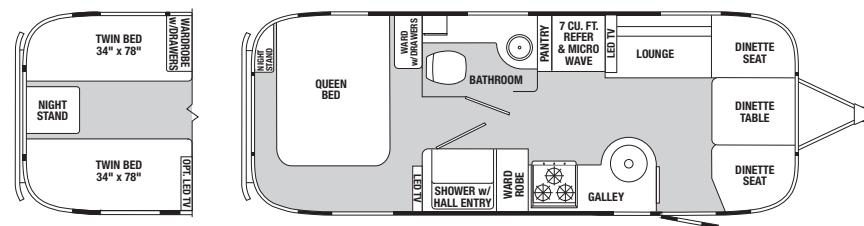
## 23 Flying Cloud



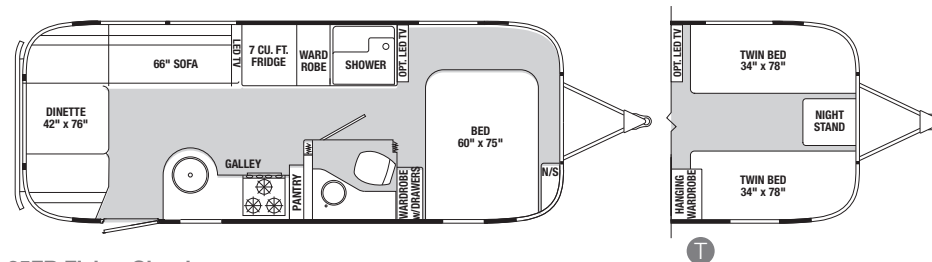
## 23D Flying Cloud



## 23FB Flying Cloud



## 25 Flying Cloud



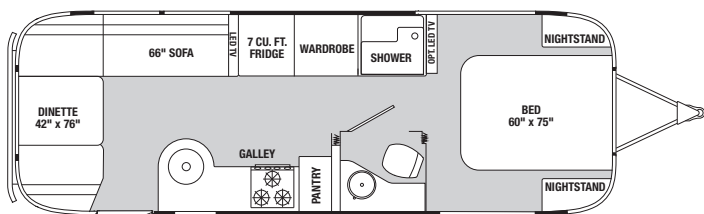
## 25FB Flying Cloud



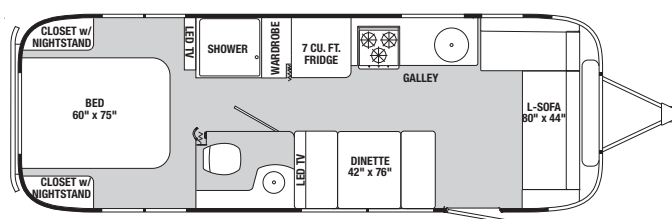
## FLYING CLOUD TECHNICAL SPECIFICATIONS

	19	20	23	23D	23FB	25	25FB	27FB	28	30
Exterior Length	19' 2"	20' 10"	23'	23'	23' 9"	25' 11"	25' 11"	28'	27' 11"	30' 11"
Width Exterior	8'	8'	8'	8'	8'	8' 5.5"	8' 5.5"	8' 5.5"	8' 5.5"	8' 5.5"
Width Interior	7' 7"	7' 7"	7' 7"	7' 7"	7' 7"	8' 1"	8' 1"	8' 1"	8' 1"	8' 1"
Height Exterior w/A/C	9' 5"	9' 5"	9' 5"	9' 5"	9' 5"	9' 7"	9' 7"	9' 7"	9' 7"	9' 7"
Height Interior w/A/C	6' 4.5"	6' 4.5"	6' 4.5"	6' 4.5"	6' 4.5"	6' 5"	6' 5"	6' 5"	6' 5"	6' 5"
Hitch Weight (w/LP and w/o options, water & cargo) (lbs.)	550	631	779	720	467	835	837	791	976	880
Unit Base Weight (w/LP and w/o options, water & cargo) (lbs.)	3,792	4,211	4,708	4,701	4,746	5,540	5,443	5,808	5,919	6,322
Gross Vehicle Weight Rating (lbs.)	4,500	5,000	6,000	6,000	6,000	7,300	7,300	7,600	7,600	8,800
Net Carrying Capacity (NCC=GVMR-UBW) (lbs.)	708	789	1,292	1,299	1,254	1,760	1,857	1,792	1,681	2,478
Fresh Water Tank w/drain valve (gal.)	23	23	39	39	39	39	39	39	39	54
Black Water Tank (gal.)	18	18	18	18	18	37	39	39	35	38
Gray Water Tank (gal.)	21	21	21	21	30	39	37	37	37	38
Water Heater w/electronic ignition (gal.) (XT)	6	6	6	6	6	6	6	6	6	6
A/C w/heat pump (BTU)	13,500	13,500	13,500	13,500	13,500	13,500	13,500	15,000	15,000	15,000
Furnace (BTU)	16,000	18,000	18,000	25,000	18,000	25,000	25,000	25,000	30,000	30,000
LPG (2-30 lb. steel tanks) (lbs.)	60	60	60	60	60	60	60	60	60	60
Deep Cycle Battery (lead acid) Group 24	2	2	2	2	2	2	2	2	2	2
Sleeping Capacity	2-4	2-4	2-4	2-5	2-4	2-5	2-5	2-5	2-6	2-6

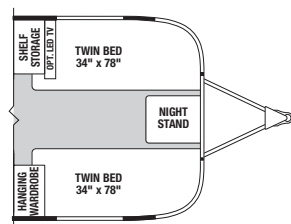
Please visit [www.airstream.com](http://www.airstream.com) to see a full set of model specifications, floorplans, features and options, and to find your nearest Airstream dealer.



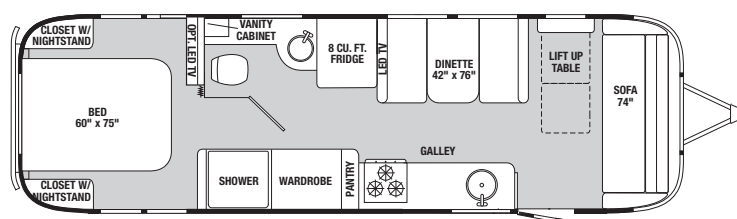
27FB Flying Cloud



28 Flying Cloud



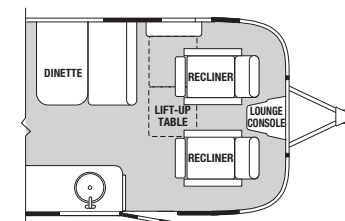
T



30 Flying Cloud S

### Interior Décor

- Burnt Sienna
- Mochablue
- Golden Night
- Mica



R



## International Travel Trailers



### Ten Floorplans, 16 – 30

The Airstream International line redefines upscale and contemporary, sleek sophistication. For designer styling as unique as you are, choose from two breathtaking interior décors: the Signature Series and the Serenity. Intuitive floorplans and spatial design do away with any sense of clutter without sacrificing charm. Modern color options and fabric choices complement the high

contrast aluminum and laminate elements, creating a subtle but magical connection between the exterior and interior space. Both décors feature “vista view” and panoramic windows, truly bringing the outside in. At night, strategically-placed recessed LED lighting sparkles like starlight across the interior aluminum skin. Every color, shape, surface and texture contributes to an atmosphere of relaxed modernism. The International is the perfect balance of luxury and streamlined efficiency that give this series its unmatched international flair that follows wherever the road takes you.

27FB INTERNATIONAL





25FB International Signature Series Galley

### International Signature Series

From award-winning architect and designer Christopher C. Deam comes the Signature Series CCD. Inspired by the desire to visually echo the reflective exterior, its interior design combines polished aluminum with luxurious Wenge laminate.

With ten floor plans to choose from, the Signature Series CCD offers the discriminating consumer a wide array of choices for a wide array of destinations. Whether you're taking a road trip to Palm Springs or creating a unique backyard guest house, the Signature Series makes a statement.



23D International Signature in Paprika Décor





## International Serenity Series

For the utmost in tranquility, Airstream has created the International Serenity. Here, every interior shape, surface, and color is designed to envelop the mind and body in a soothing den of luxury and comfort.

With ten floor plans to choose from following today's hottest design cues, the Serenity captures a tasteful "east meets west" elegance. With premium laminates, textured countertops, bamboo-inspired flooring, and accents incorporating lemongrass and rice paper, you'll feel the calming spirit the moment you enter. Whether you're a zenful soul or simply a fan of Asian design, the Serenity delivers a one-of-a-kind travel trailer atmosphere.



27FB International Serenity Bedroom in Mint Green Décor




27FB International Serenity in Mint Green Décor



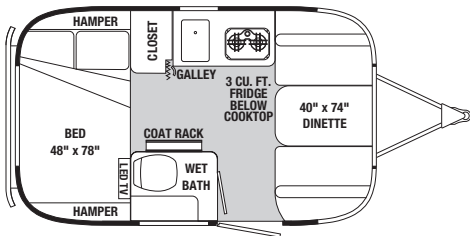


27FB International Serenity Galley

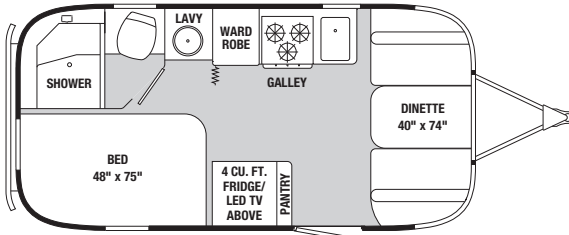




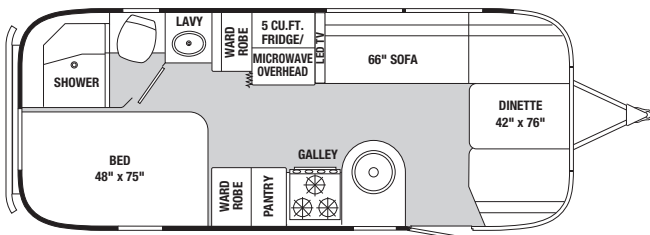
## International Serenity and Signature Series Floorplans



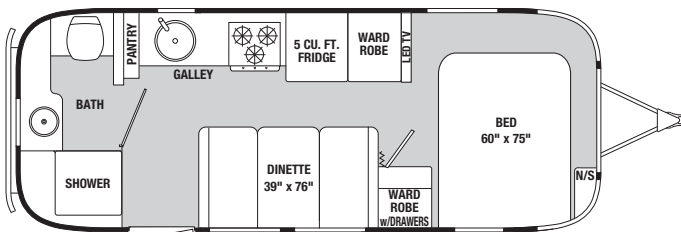
16 International Serenity/Signature Series



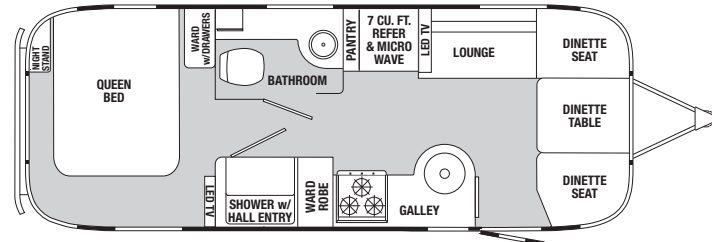
19 International Serenity/Signature Series



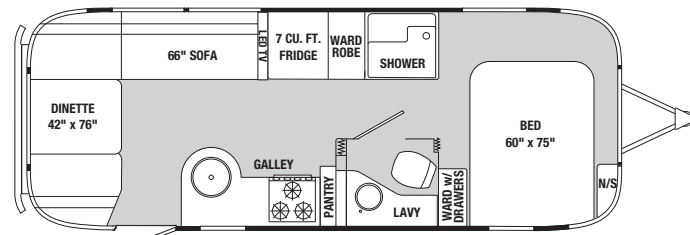
23D International Serenity/Signature Series



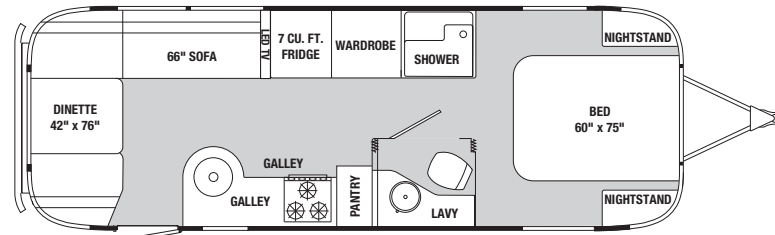
23FB International Serenity/Signature Series



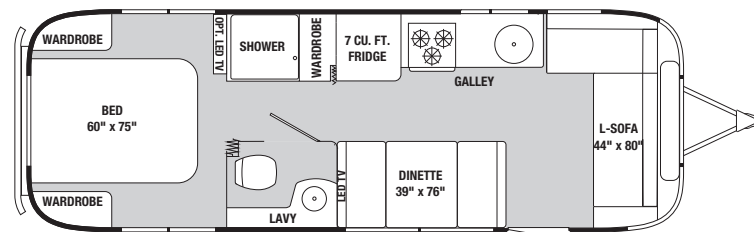
25 International Serenity/Signature Series



25FB International Serenity/Signature Series



27FB International Serenity/Signature Series

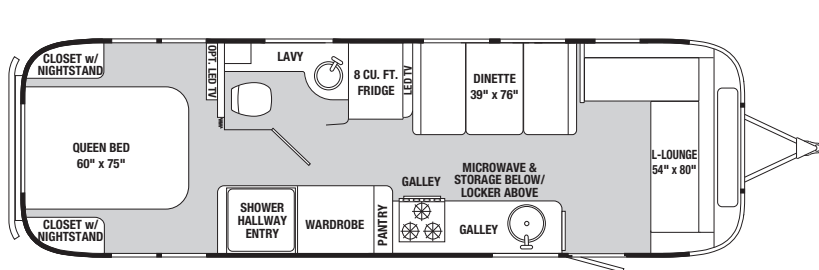


28 International Serenity/Signature Series

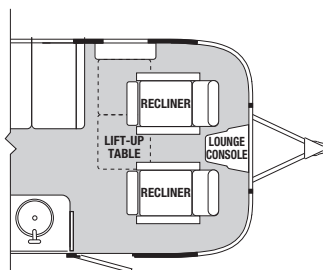
## INTERNATIONAL SERENITY/SIGNATURE SERIES TECHNICAL SPECIFICATIONS

	16	19	23D	23FB	25	25FB	27FB	28	30
Exterior Length	16' 7"	19' 2"	23'	23' 9"	25' 11"	25' 11"	28'	27' 11"	30' 11"
Width Exterior	8'	8'	8'	8'	8' 5.5"	8' 5.5"	8' 5.5"	8' 5.5"	8' 5.5"
Width Interior	7' 7"	7' 7"	7' 7"	7' 7"	8' 1"	8' 1"	8' 1"	8' 1"	8' 1"
Height Exterior w/A/C	9' 5"	9' 5"	9' 5"	9' 5"	9' 7"	9' 7"	9' 7"	9' 7"	9' 7"
Height Interior w/A/C	6' 4.5"	6' 4.5"	6' 4.5"	6' 4.5"	6' 5"	6' 5"	6' 5"	6' 5"	6' 5"
Hitch Weight (w/LP & w/o options, water & cargo) (lbs.)	459	550	720	467	835	833	770	950	880
Unit Base Weight (w/LP & w/o options, water & cargo) (lbs.)	3,261	3,763	4,701	4,746	5,540	5,552	5,764	5,853	6,322
Gross Vehicle Weight Rating (lbs.)	4,300	4,500	6,000	6,000	7,300	7,300	7,600	7,600	8,800
Net Carrying Capacity (NCC=GVWR-UBW) (lbs.)	1,039	737	1,299	1,254	1,760	1,748	1,836	1,747	2,478
Fresh Water Tank w/drain valve (gal.)	23	23	39	39	39	39	39	39	54
Black Water Tank (gal.)	N/A	18	18	18	37	39	39	35	38
Gray Water Tank (gal.)	N/A	21	21	30	35	37	37	37	38
Combination Black & Gray Tank (gal.)	21	N/A	N/A	N/A	N/A	N/A	N/A	N/A	N/A
Water Heater w/electronic ignition (gal.) (XT)	6	6	6	6	6	6	6	6	6
A/C w/heat pump (strip on 16) (BTU)	11,000	13,500	13,500	13,500	13,500	13,500	15,000	15,000	15,000
Furnace (BTU)	12,000	16,000	25,000	18,000	25,000	25,000	25,000	30,000	30,000
LPG (2 steel tanks) (lbs.)	40	60	60	60	60	60	60	60	60
Deep Cycle Battery (lead acid) Group 24	1	2	2	2	2	2	2	2	2
Sleeping Capacity	2-3	2-4	2-5	2-4	2-5	2-5	2-5	2-6	2-6

Please visit [www.airstream.com](http://www.airstream.com) to see a full set of model specifications, floorplans, features and options, and to find your nearest Airstream dealer.



30 International Serenity/Signature Series



30 International Serenity/Signature Series Recliners Option

### Interior Décors – Signature Series

- Cilantro
- Yellowstone
- Paprika
- Taupe Ultraleather (option)

### Interior Décors – Serenity Series

- Mint Green
- Soy Brown
- Taupe Ultraleather (option)





## Classic Limited Travel Trailers



### Seven Floorplans, 27, 30 & 31

Forget what you thought or imagined luxury, comfort and practicality could be in a travel trailer. Designed for long-term or full-time use, the Airstream Classic Limited takes it a step further with traditional styling that never forces you to compromise.

30 CLASSIC LIMITED

The flagship of the Airstream travel trailer fleet, the Classic Limited line offers elegant floorplans with outstanding storage capacity, residential-style galleys, spacious living areas and private sleeping quarters. Inside you'll find generously appointed interiors with real hickory hardwood cabinetry, Corian® countertops, Moen® fixtures, plush furnishings and so much more. The Airstream Classic Limited is classic Airstream – the perfect expression

of our commitment to design, innovation and quality. So go ahead and leave home without leaving behind the comforts of home. No corners have been cut and nothing spared in creating a living space that lets you entertain in style, dine in comfort and relax in peace.

No other travel trailer comes close to creating this luxurious residential environment. To that we added exterior storage, smartly placed hookups and easy-out awnings that expand the living area even further into the great outdoors. So no matter where you pursue your next adventure, Airstream Classic Limited travel trailers make you feel right at home – which, of course, you are.



**27FB Classic Limited Galley**



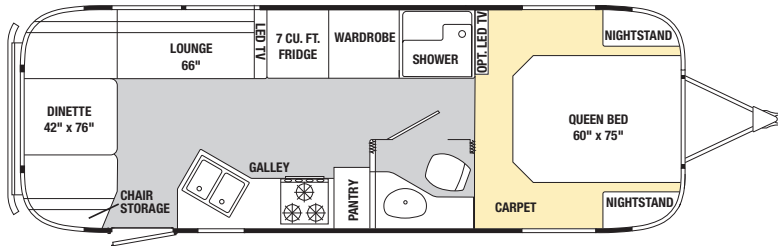
**30 Classic Limited with  
Ultraleather Sofa Option  
in Cocoa Décor**



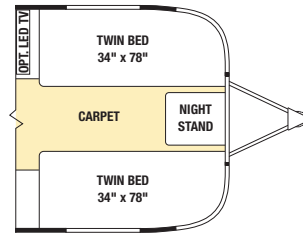
**31 Classic Limited Dining Area in Cocoa Décor**



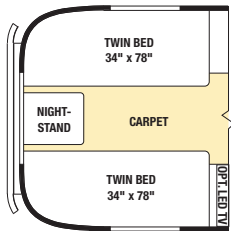
## Classic Floorplans



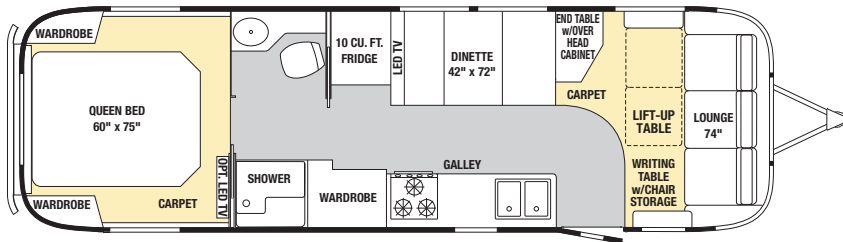
27FB Classic Limited **Q**



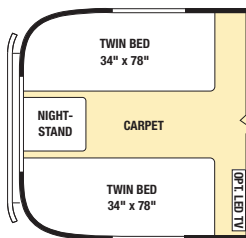
**T**



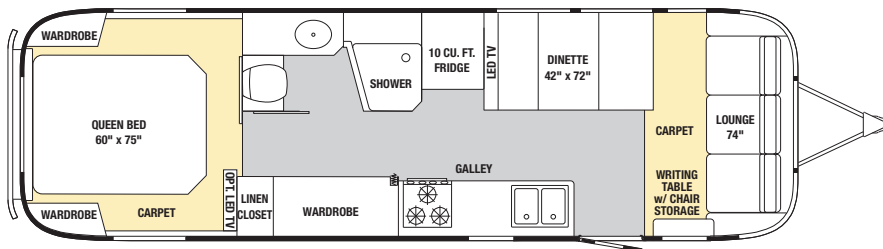
**T**



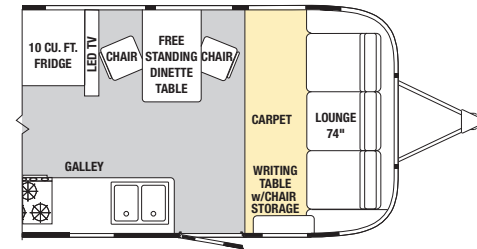
30 Classic Limited **Q**



**T**



31 Classic Limited **Q**



**D**

The 27FB Classic Limited offers two bedroom floorplan options:

- Q** Queen size bed with two nightstands
- T** Two twin size beds with nightstand & trunk storage

The 30 Classic Limited offers two bedroom floorplan options:

- Q** Queen size bed with two wardrobes
- T** Two twin size beds with nightstand & trunk storage

The 31 Classic Limited offers three floorplan options:

- Q** Queen size bed with two wardrobes
- T** Two twin size beds with nightstand & trunk storage
- D** Free standing dinette w/two chairs

**Q** = Queen   **T** = Twin   **D** = Dinette

## Interior Décor

- Cocoa
- Praline
- Jade



## CLASSIC TECHNICAL SPECIFICATIONS

	27FB	30	31
Exterior Length	27' 9.5"	31'	31'
Width Exterior	8' 5.5"	8' 5.5"	8' 5.5"
Width Interior	8' 1"	8' 1"	8' 1"
Height Exterior w/A/C	9' 7.5"	9' 7.5"	9' 7.5"
Height Interior w/A/C	6' 5"	6' 5"	6' 5"
Hitch Weight (w/LP & w/o options, water & cargo) (lbs.)	792	773	805
Unit Base Weight (w/LP & w/o options, water & cargo) (lbs.)	6,592	7,285	7,174
Gross Vehicle Weight Rating (lbs.)	9,000	10,000	10,000
Net Carrying Capacity (NCC=GVWR-UBW) (lbs.)	2,408	2,715	2,826
Fresh Water Tank w/drain valve (gal.)	54	54	54
Black Water Tank (gal.)	39	39	39
Gray Water Tank (gal.)	37	37	37
Water Heater gas/electric w/ DSI (gal.) (XT)	6	6	6
A/C w/heat pump (BTU)	15,000	15,000	15,000
Furnace (BTU)	30,000	34,000	34,000
LPG (2 - 40 lb. aluminum tanks) (lbs.)	80	80	80
Deep Cycle Battery (lead acid) Group 27	2	2	2
Sleeping Capacity	2-5	2-6	2-6

Please visit [www.airstream.com](http://www.airstream.com) to see a full set of model specifications, floorplans, features and options, and to find your nearest Airstream dealer.





## Travel Trailers

adventure, inspired by  
**AIRSTREAM**

### To the restless spirit.

The Airstream Travel Trailer beckons to those driven by an insatiable desire to see more, to do more, and to live more. It calls to those who understand the allure of the open road, and the discovery of what lies beyond the next bend. And, it appeals to those who value independence and inspired design, and to those who recognize the quality and craftsmanship that have allowed one brand to stand the toughest test of all – time.

**Adventure,  
Inspired  
by Airstream**

**THOR  
INDUSTRIES, INC.**

All content and images  
© Airstream 2011

Travel Trailers 20k 8/11



Airstream, Inc.  
419 West Pike Street  
P.O. Box 629  
Jackson Center, OH  
45334 USA  
937-596-6111  
[www.airstream.com](http://www.airstream.com)

Product information, specifications, and photography in this brochure were as accurate as possible at time of printing. Photographs may contain some features that are optional on your vehicle. Since we continually strive to improve our products, actual products may differ. Prices and specifications are subject to change without notice. All capacities are approximate and dimensions are nominal. Some features or options may be different or unavailable in Canada.

**Vehicle Loading** – Every effort has been made to provide the greatest number of options for the recreation vehicle owner. Along with these choices comes the responsibility to manage the loads that are imposed by the choices so that they remain within the manufacturer's specified chassis weight limits. Do not overload the recreation vehicle.

**Dry Weights** – Based on standard features; optional equipment not included. Net carrying capacity (NCC) determined by subtracting unloaded vehicle weight (UWV) from gross vehicle weight (GVWR) and includes fluids, options, and cargo. Liquid capacities and weights are approximations only.

**Warning** – This information is intended as a guide only. Weights of individual vehicles may vary. Consult your owner's manual for complete loading, weighing, and towing instructions.

**Airstream is proud to offer free 24/7 assistance** on all 2012 and newer model year trailers provided by Coach-Net Membership Plans. This two-year service covers both your Airstream travel trailer and tow vehicle that is attached to the trailer. Not only does this service provide emergency roadside service should you have a breakdown, but Coach-Net Membership Plans also provide technical service for your Airstream after hours should you have any questions. Contact Coach-Net at [www.nmca.com](http://www.nmca.com) or 877-801-0333.

**Coach-Net**  
RV Membership Plans

