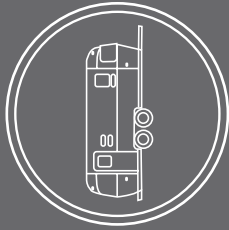



2018
Globetrotter





Globetrotter

A group of four people are gathered outside a silver Airstream trailer at dusk. A man and a woman are standing and talking, while another man and woman are seated at a small table in the foreground. The trailer has a striped awning and a large window showing warm interior lights. The scene is set in a garden with orange flowers and trees in the background.

There's no place
like home away
from home.

European inspired for your American dreams.

Designed in the UK with aesthetic influences from across the continent, the Airstream Globetrotter is a modernist lover's dream. With its incredibly sleek, clean, and uncluttered European lines, and compositional elements that beautifully complement the Airstream profile, the Globetrotter is our newest American icon. Appealing to those design-savvy travelers with refined appreciation for contemporary form and function, the Globetrotter is certain to inspire your own lust for wander and beyond.





Form not only follows



function, it sets it apart.



Stainless steel 3 burner stove, Corian® countertops, Franke high-rise faucet. Calling all chefs!



Eat, drink, or just sit and be merry.

Shines on the inside, too.

With the Airstream Globetrotter's newly designed galley, panoramic windows, aluminum walls that bounce the light off cool reflective surfaces, four décor choices and sleeping for up to six, you may never want to go home again.

To your other home, that is.



Is it cook to perfection or perfection to cook?





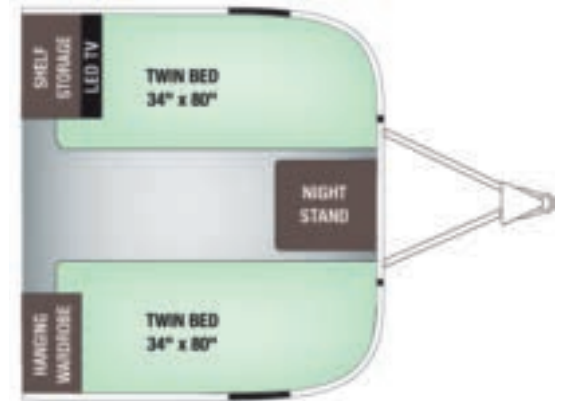


Floorplan

Globetrotter



27FB



27FB Twin





Interiors

Dark Walnut: Copenhagen Cream *(shown at left)*



Cabinetry
& Walls



Seating &
Headboard



Lounge
Accent Pillow




Lounge
Accent Pillow



Bedroom Sham
& Comforter



Bedroom
Accent Pillow



Roof Lockers



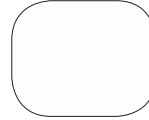
Flooring



Lavy
Countertop



Lavy
Accent Wall



Galley
Countertop

Dark Walnut: Dublin Slate



Cabinetry
& Walls



Seating &
Headboard



Lounge
Accent Pillow




Lounge
Accent Pillow



Bedroom Sham
& Comforter



Bedroom
Accent Pillow



Roof Lockers



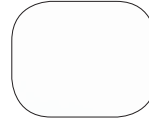
Flooring



Lavy
Countertop



Lavy
Accent Wall



Galley
Countertop


Natural Elm: Barcelona Blue



Galley Walls



Seating &
Headboard



Lounge
Accent Pillow




Lounge
Accent Pillow



Bedroom Sham
& Comforter



Bedroom
Accent Pillow



Roof Lockers



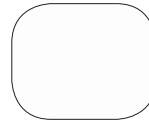
Flooring



Lavy
Countertop



Lavy
Accent Wall



Galley
Countertop



Galley
Cabinetry

Natural Elm: London Grey



Galley Walls



Seating &
Headboard



Lounge
Accent Pillow



Lounge
Accent Pillow



Bedroom Sham
& Comforter



Bedroom
Accent Pillow



Roof Lockers



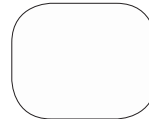
Flooring



Lavy
Countertop



Lavy
Accent Wall



Galley
Countertop



Galley
Cabinetry

Specifications

Exterior Length	28 ft.
Exterior Width	8 ft. 5.5 in.
Interior Width	8 ft. 1 in.
Exterior Height with A/C	9 ft. 9 in.
Interior Height with A/C	6 ft. 7.5 in.
Hitch Weight (with LP & Batteries)	820
Unit Base Weight (with LP & Batteries)	6,195
Maximum Trailer Capacity (GVWR) (lbs.)	7,600
Net Carrying Capacity (lbs.)	1,405
Fresh Water Tank (gal.)	39
Gray Water Tank (gal.)	37
Black Water Tank (gal.)	39
30 AMP Service Single AC with Heat Pump (BTU)	15,000
50 AMP Service Dual AC with Heat Pump (13,500 BTU)	OPT
Ducted Furnace (BTU)	25,000
Refrigerator	3-way 6.7 cu. ft.
Interior Windows & Skylights	18
Oven (LP Gas)	STD
Microwave (*Removed with Convection Option Selected)	STD
Convection Microwave Oven (*Replaces Oven)	OPT*
Sleeping Capacity	Up to 6



Exterior Features

Semi-Monocoque Aluminum Superstructure	STD	4 Powered Heavy Duty Stabilizer Jacks	STD
Fluorocarbon Treated UV Protected Aluminum Exterior	STD	Goodyear® ST225/75R15 Tires, Balanced	STD
Temperature Reducing One Piece White Aluminum Roof	STD	Stylized Aluminum Wheels	STD
Thermal Barrier Protection Between Interior and Exterior	STD	Nev-R-Lube® Bearings	STD
Hand Crafted Welded Extruded Aluminum Window Frames	STD	Nev-R-Adjust® Brakes	STD
Tempered Tinted Windows with Double Cam Latching System	STD	Spare Tire – Full Size	STD
Manual ZipDee® Patio Awning with Sunbrella Fabric	STD	Solar Pre-wire (Rooftop & Front Access Points)	STD
Powered ZipDee® Patio Awning with Sunbrella Fabric	OPT	Solar Package with Interior Monitor and AGM Batteries (160w)	OPT
ZipDee® Rear & Roadside Window Awning with Sunbrella Fabric	OPT	Rear View Camera Pre-wire	STD
LED Dimmable Patio Awning Light	STD	Rear View Monitoring System	OPT
Polished Bumper with Storage	STD	Cable TV Hookup	STD
LP (2 – 30 lb. Steel Tanks) with auto 2-stage regulator	STD	Satellite TV Hookup	STD
Aluminum LP Cover	STD	Dedicated Waste Hose Storage	STD
2 Deep Cycle Batteries Group 24 with Multi-Stage Converter	STD	Custom Handcrafted 26" Wide Entry Door with Window	STD
Exterior LP Quick Connect Service Port	STD	Aluminum Entry Door Handle	STD
Solar Front Window Protection	STD	Unique Front Door Key with Heavy Duty Deadbolt	STD
Stainless Steel Front Stone Guard Protection	STD	Cast Aluminum Door Hinges	STD
Exterior Shower with Hot & Cold Water	STD	Aluminum Entry Step	STD
Lockable Fresh Water Tank Inlet	STD	LED Entrance Light	STD
City Water Inlet with Water Pressure Regulator	STD	LED Tank Service Light	STD
Black Tank Flush System	STD	LED Storage Compartment Light	STD
Hand Painted Chassis	STD	Cast Aluminum LED Taillights	STD
Torsion Axle Suspension	STD	License Plate Bracket with LED Light	STD
Shock Absorber	STD	Enclosed Aluminum Insulated Heated Underbelly	STD
Powered Hitch Jack with Light	STD		

Interior Features

Complete Aluminum Interior Walls and Ceiling	STD	Custom Curved Overhead Cabinets with Fingerprint Resistant Surface	STD
Quietstream™ AC with Heat Pump & Electronic Thermostat	STD	Overhead Roof Cabinets with Back Lighting and Heavy Duty Hinges and Struts	STD
Fantastic® Fan with Thermostat & Automatic Rain Sensor	STD	Seamless Luxury Woven Vinyl Flooring	STD
Probeless Tank Monitoring System	STD	LED Interior Lighting with Dimmer	STD
EcoBatt™ Insulation	STD	LED Interior Accent Lighting	STD
5/8 in. WBP Tongue-and-Groove Wood Floor	STD	Electric/LP Water Heater (6 gal.; 9 gal. production)	STD
Anti-wicking Outside Edge Floor Sealant	STD	1000W Pure Sine Inverter	STD
Aluminum Screen Door with Guards	STD	Coat & Key Hooks	STD
Panoramic Front Windows with Pleated Blackout Shades	STD		
Hand Crafted Italian Lite-Ply Laminated Interior Cabinetry	STD		

Galley, Dinette & Lounge Features

Stainless Steel 3 Burner Cooktop (LP Gas) with Glass Top	STD
Baraldi Cooking Vent with Light	STD
Dupont Corian® Solid Surface Galley Top	STD
Multifunctional Storage Bins Behind Galley Sink with Dupont Corian® Covers	STD
Moen® Stainless Steel Sink with Dupont Corian® Sink Cover	STD
Custom Laminate Dinette Top	STD
Award Winning Spradling Hitch Lounge and Dinette Seating (Stain Resistant)	STD
Dinette Converts to a Lounge and Sleeping Accommodations	STD
Pull Out Lounge for Sleeping Accommodations	STD
Flatware Organizer	STD
Polk® Surround Sound FM/AM Radio with Bluetooth® (in/out), XM Ready	STD
Blu-Ray™ DVD Player	STD
Samsung LED HD TV with Omni Directional Antenna	STD
Oceanair Roller Blinds	STD
Franke Faucet	STD



The adaptive foam mattress will feel like it comes with a built-in snooze alarm.

Bedroom Features

Tuft & Needle Adaptive Foam Mattress	STD
Oceanair Designer Bedspread	STD
Decorative Throw Pillows	STD
Sleeping Pillows	STD
Reading LED Lights	STD
Under Bed Storage	STD
Wardrobe with Hanging Bar	STD
Samsung LED HD TV	STD
Blackout Pleated Curtains	STD

Bathroom Features

Removable Hand Held Shower Head with Shutoff	STD
Porcelain Toilet	STD
Lavy Sink	STD
Roof Vent/Fan	STD
Towel Bar/Ring	STD
Retractable Clothes Line in Shower	STD
Grohe Faucet	STD

Additional Features

Airstream Logo Entrance Mat	STD
Fire Extinguisher	STD
Emergency Manual Crank for Powered Hitch Jack	STD
LP, Smoke & Carbon Monoxide Detectors	STD
Winterization Bypass Valve	STD
TRA Certified Green: Emerald Status (Highest Rating)	STD
2 Year Airstream Limited Warranty (Transferable)	STD
2 Year 24/7 Coach-Net® Roadside Assistance	STD
Internally Routed A/C Condensation Drain Line to Wheel Well	STD



Groom. Primp. Ogle.

It's Time To Live Riveted.


Airstreams are built to go places — to withstand the test of time with enduring quality, design and integrity. Since the first Airstream was riveted together in 1932, we've helped our customers explore a world of new experiences in comfort and luxury. This journey can take you anywhere, but there's only one way to get there — in an Airstream of your own.



419 West Pike Street
P.O. Box 629
Jackson Center, OH
45334 USA

937-596-6111
www.airstream.com

The Airstream Travel Trailer Fleet



Product information, specifications, and photography in this brochure were as accurate as possible at time of printing. Photographs may contain some features that are optional on your vehicle. Since we continually strive to improve our products, actual products may differ. Prices and specifications are subject to change without notice. All capacities are approximate and dimensions are nominal. Some features or options may be different or unavailable in other countries.

Warning — This information is intended as a guide only. Weights of individual vehicles may vary. Consult your owner's manual for complete loading, weighing, and towing instructions. Do not overload the travel trailer.

AIRSTREAM® and all related model names, slogans, logos and trademarks used herein are owned or used under license by Airstream, Inc.

All content and images
© Airstream 2017 & 2018

GTR 25k 9/17